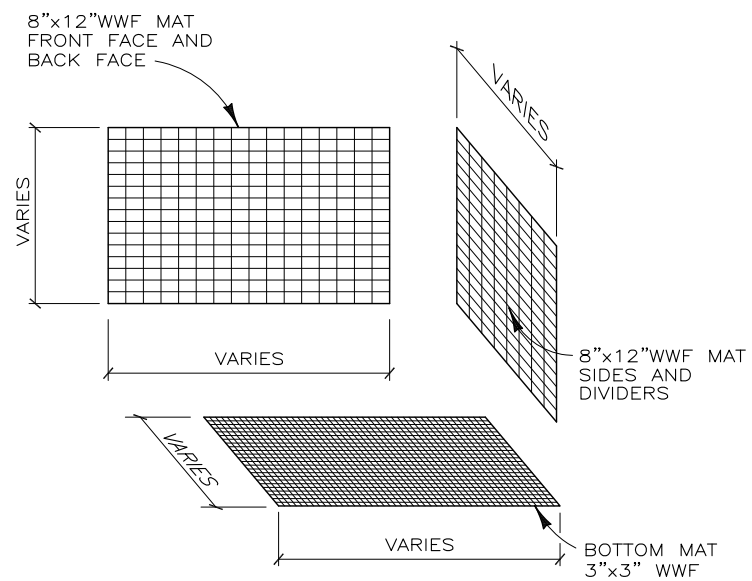
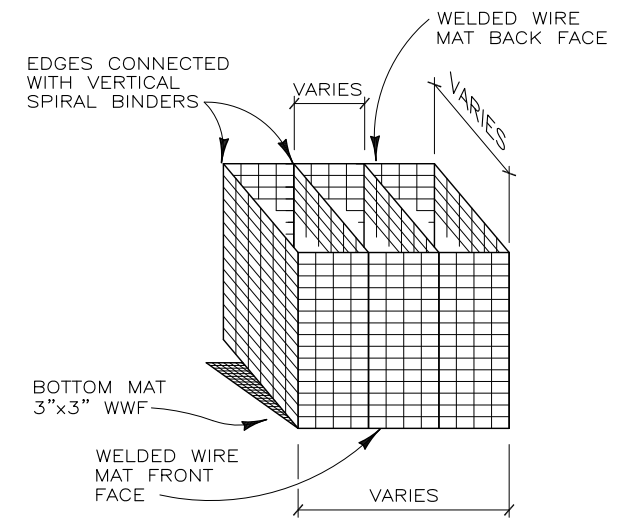


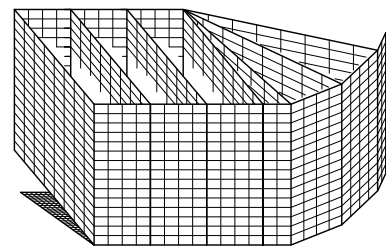
ANGLE COMPONENTS
(WHERE REQUIRED)



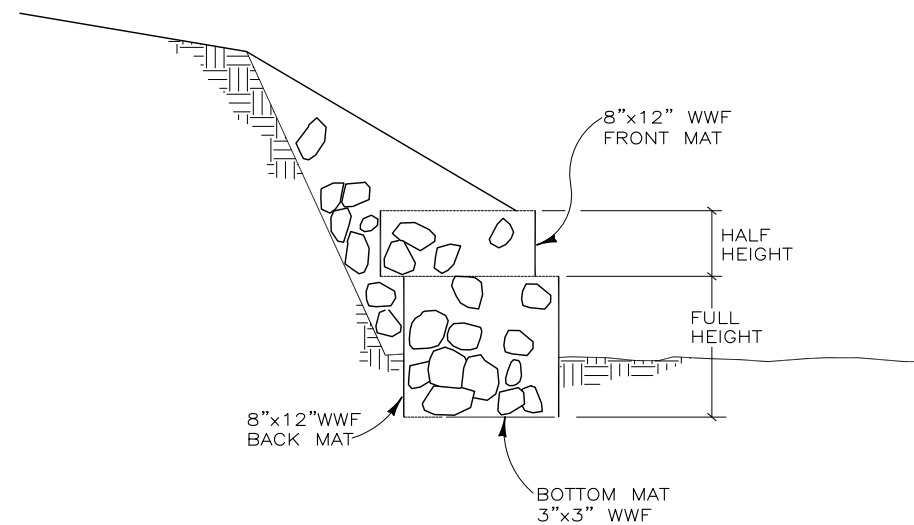
WALL COMPONENT DIMENSIONS



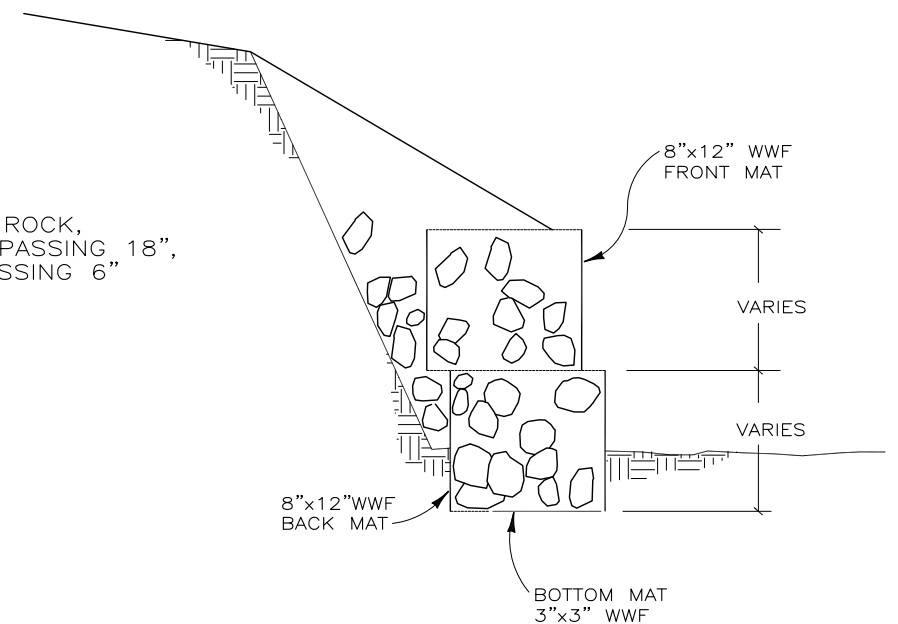
SHOP ASSEMBLY



ANGLE DETAIL
(WHERE REQUIRED)



TYPICAL WALL SECTION

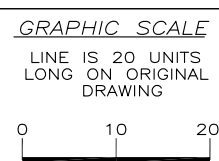


TYPICAL WALL SECTION

TRINITY BASKET WALL

THIS DRAWING IS FURNISHED SOLELY FOR THE USE OF OR IN CONNECTION WITH THIS PROJECT AND THE PROPRIETARY INFORMATION SHOWN HEREON IS NOT TO BE TRANSMITTED TO ANY OTHER ORGANIZATION WITHOUT SPECIFIC AUTHORIZATION BY THE HILFIKER COMPANY. HILFIKER RETAINING WALLS ARE PROTECTED BY ONE OR MORE OF THE FOLLOWING PATENTS: 243,613; 243,697; 286,616; 4,117,686; 4,329,089; 4,324,508; 4,391,557; 4,505,621; 4,343,318; 4,661,023; 4,856,939; 4,929,125; 5,076,735; 5,647,895; 5,722,799; 5,733,072; 6,357,970B1; 6,874,975B2; 7,033,118B2; AND OTHERS. OTHER PATENTS PENDING (2008)

REV. NO.	DATE	BY	DESCRIPTION
2	AUG 99	DR	ADDED FILL SIZE
3	2 JAN 03	KJ	REVISED BORDER, ADDED ANGLE DETAIL
4	11 JUL 08	AMJ	REVISED BORDER, ADDED 2ND SHT.&DETAILS
5	30 NOV 11	AMJ	REMOVED 2ND SHT./ADDED VARIABLE LENGTHS



PROJ. MGR.
ENGINEER
CADD BY
HRW

HILFIKER RETAINING WALLS

1902 Hilfiker Lane
Eureka, CA 95503-5711
TOLL-FREE 800.762.8962
PH 707.443.5093 FAX 707.443.2891
WEB SITE www.hilfiker.com E-MAIL info@hilfiker.com

DWG DATE
6 MAY 97
REVISION DATE
30 NOV 11
SCALE
NOTED

STANDARD DRAWING
WELDED WIRE RETAINING WALL
TRINITY BASKET WALL
SECTIONS AND DETAILS

PROJECT NO.
--
SHEET
1
OF 1