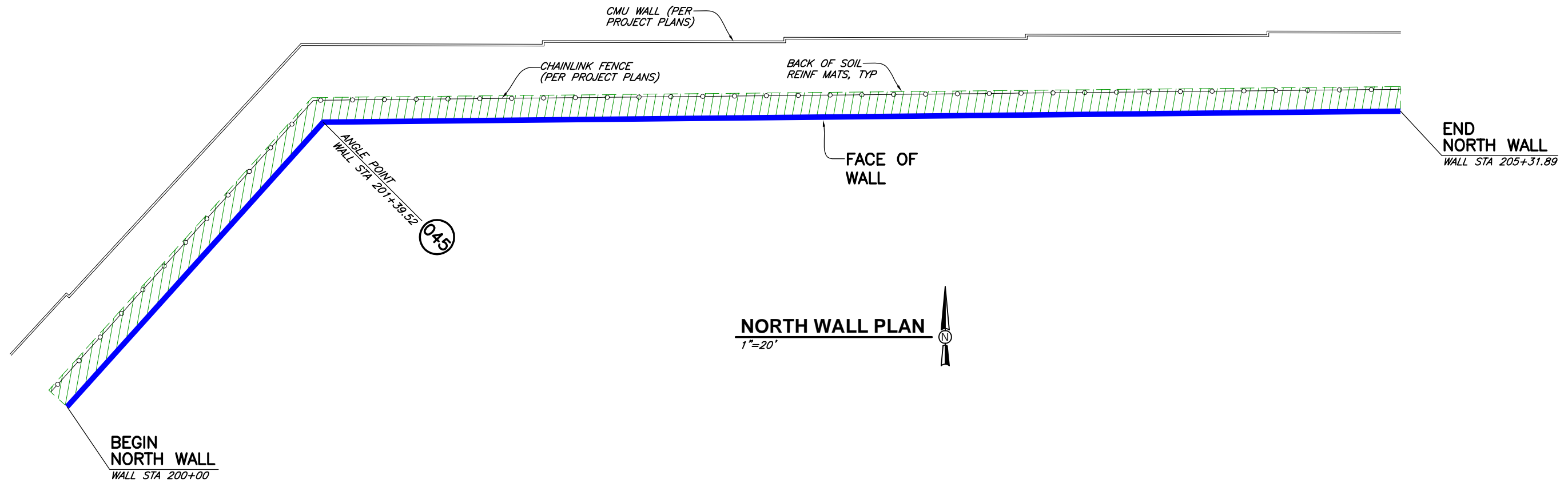


CAD: \\EUREKA\PROJECTS\2015\015153--PINNACLE--PEAK\DWGS\015153--PINNACLE--PEAK.DWG
(HRW 150914 AW)



NORTH WALL PLAN
1"=20'

THE DESIGN CONTAINED ON THESE DRAWINGS IS BASED ON INFORMATION PROVIDED BY THE OWNER. ON THE BASIS OF THIS INFORMATION, THE HILFIKER COMPANY HAS DESIGNED, AND IS RESPONSIBLE FOR THE INTERNAL STABILITY OF THE STRUCTURE ONLY. EXTERNAL STABILITY, INCLUDING FOUNDATION AND SLOPE STABILITY, IS THE RESPONSIBILITY OF THE OWNER.



WELDED WIRE WALL
HILFIKER RETAINING WALLS

HW

1902
SINCE
QUALITY PRODUCTS

812 Hilfiker Lane
Eureka, CA 95503-5711
TOLL-FREE 800.762.8962
PH 707.443.5093 FAX 707.443.2891
WEB SITE www.hilfiker.com E-MAIL info@hilfiker.com

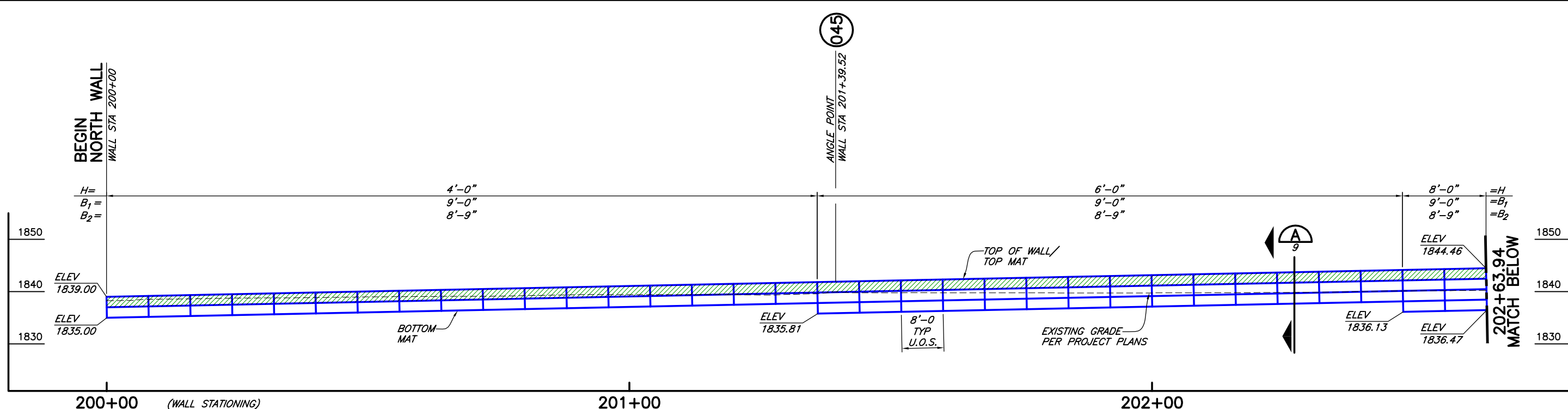
VERIFY SCALES
BAR IS ONE INCH ON ORIGINAL DRAWING
IF NOT ONE INCH ON THIS SHEET, ADJUST SCALES ACCORDINGLY

CONSULTING ENGINEERS & GEOLOGISTS, INC.
WWW.SHN-ENGR.COM
812 W. WABASH EUREKA, CA 95501
707-441-8855

SHN

DESIGN	K/JW	DR	MMD	CHK	K/JW	APVD	NO.	DATE	REVISION	BY
ARIZONA PUBLIC SERVICE COMPANY PINNACLE PEAK SUBSTATION PHOENIX, ARIZONA										
NORTH WALL PLAN										
SHEET 3 OF 10										
DATE 9/29/15										
PROJ. NO. 015153										

CAD: \\EUREKA\PROJECTS\2015\015153--PINNACLE-PEAK\DWGS\015153--PINNACLE-PEAK.DWG
(HRW 150914 AW)

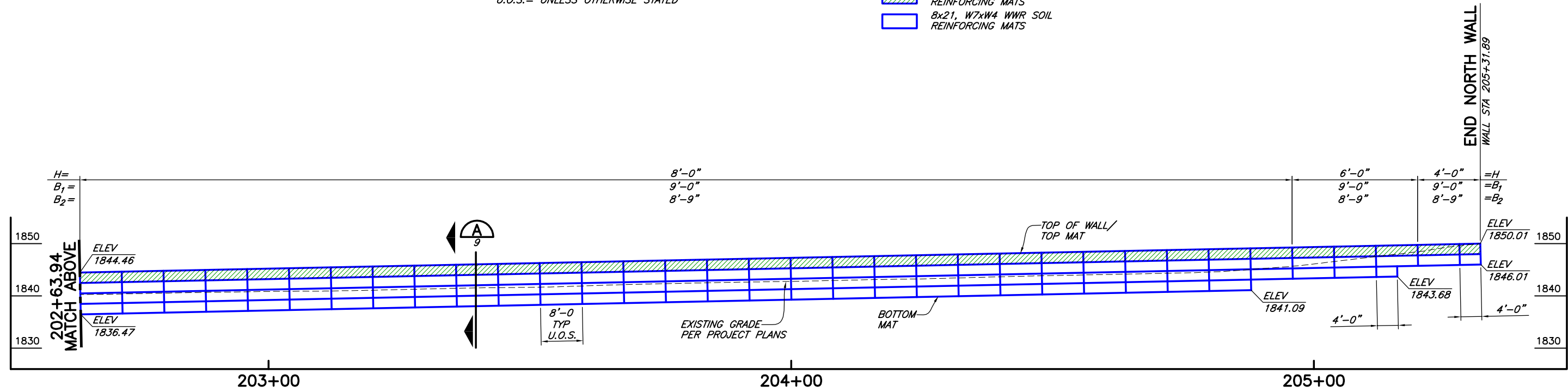


NORTH WALL DEVELOPED ELEVATION

1"=10' HORIZ AND VERT
U.O.S.= UNLESS OTHERWISE STATED

WWR MAT LEGEND

- 8x12, W4.5xW3.5 WWR SOIL REINFORCING MATS
- 8x21, W7xW4 WWR SOIL REINFORCING MATS



NORTH WALL DEVELOPED ELEVATION (CONTINUED)

1"=10' HORIZ AND VERT
U.O.S.= UNLESS OTHERWISE STATED

WWR MAT LEGEND

- 8x12, W4.5xW3.5 WWR SOIL REINFORCING MATS
- 8x21, W7xW4 WWR SOIL REINFORCING MATS

THE DESIGN CONTAINED ON THESE DRAWINGS IS BASED ON INFORMATION PROVIDED BY THE OWNER. ON THE BASIS OF THIS INFORMATION, THE HILFIKER COMPANY HAS DESIGNED, AND IS RESPONSIBLE FOR THE INTERNAL STABILITY OF THE STRUCTURE ONLY. EXTERNAL STABILITY, INCLUDING FOUNDATION AND SLOPE STABILITY, IS THE RESPONSIBILITY OF THE OWNER.



WELDED WIRE WALL
HILFIKER RETAINING WALLS

1902 HILFIKER
SINCE 1902

1902 Hilfiker Lane
Eureka, CA 95503-5711
TOLL-FREE 800.762.8962
PH 707.443.5093 FAX 707.443.2891
WEBSITE www.hilfiker.com E-MAIL info@hilfiker.com

VERIFY SCALES
BAR IS ONE INCH ON ORIGINAL DRAWING
IF NOT ONE INCH ON THIS SHEET, ADJUST SCALES ACCORDINGLY

CONSULTING ENGINEERS & GEOLOGISTS, INC.
WWW.SHN-ENGR.COM
812 W. WABASH EUREKA, CA 95501
707-441-8855

SHN

DESIGN	K/J/N	DR	M/M/D	CHK	K/J/N	APPROV	
NO.							
DATE							
REVISION							
BY							

ARIZONA PUBLIC SERVICE COMPANY
PINNACLE PEAK SUBSTATION
PHOENIX, ARIZONA

NORTH WALL ELEVATIONS

SHEET 4 OF 10
DATE 9/29/15
PROJ. NO. 015153

CAD: \\EUREKA\PROJECTS\2015\015153--PINNACLE-PEAK\DWGS\015153--PINNACLE-PEAK-DWG (HRW 150914 AW)

BEGIN SOUTH WEST WALL
WALL STA 400+00

052
24" ARCHED CMP SD

BACK OF SOIL REINF MATS, TYP

CHAINLINK FENCE (PER PROJECT PLANS)

FACE OF WALL

SOUTHWEST WALL PLAN

1"=30'



CMU WALL (PER PROJECT PLANS)

FACE OF WALL

052
24" CMP SD

END SOUTH WEST WALL
WALL STA 409+90.04

046
ANGLE POINT
WALL STA 409+70.04

052
24" CMP SD

046
ANGLE POINT
WALL STA 406+43.51

THE DESIGN CONTAINED ON THESE DRAWINGS IS BASED ON INFORMATION PROVIDED BY THE OWNER. ON THE BASIS OF THIS INFORMATION, THE HILFIKER COMPANY HAS DESIGNED, AND IS RESPONSIBLE FOR THE INTERNAL STABILITY OF THE STRUCTURE ONLY. EXTERNAL STABILITY, INCLUDING FOUNDATION AND SLOPE STABILITY, IS THE RESPONSIBILITY OF THE OWNER.



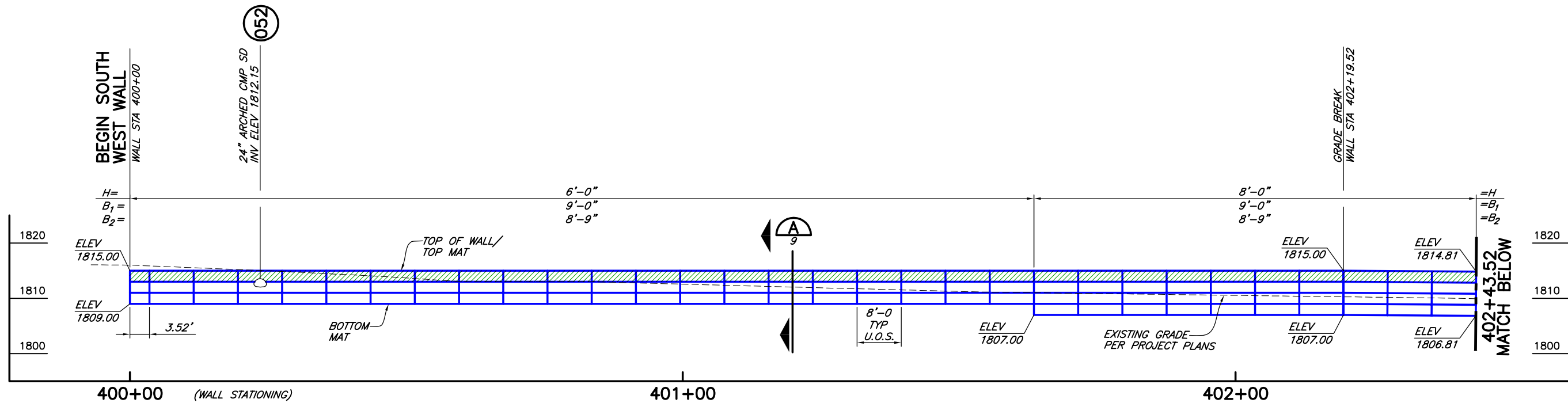
WELDED WIRE WALL
HILFIKER RETAINING WALLS

1902
SINCE 1902
QUALITY PRODUCTS

1902 Hilfiker Lane
Eureka, CA 95503-5711
TOLL-FREE 800.762.8962
PH 707.443.5093 FAX 707.443.2891
WEB SITE www.hilfiker.com E-MAIL info@hilfiker.com

VERIFIED SCALES BAR IS ONE INCH ON ORIGINAL DRAWING IF NOT ONE INCH ON THIS SHEET, ADJUST SCALES ACCORDINGLY	
CONSULTING ENGINEERS & GEOLOGISTS, INC. WWW.SHIN-ENGR.COM 812 W. WABASH EUREKA, CA 95501 707-441-8855	
SHIN	
DESIGN	K/J/W
DR	M/M/D
CHK	K/J/W
APPROV	
NO.	DATE
NO.	REVISION
NO.	BY
ARIZONA PUBLIC SERVICE COMPANY PINNACLE PEAK SUBSTATION PHOENIX, ARIZONA	
SOUTHWEST WALL PLAN	
SHEET 6 OF 10	
DATE 9/29/15	
PROJ. NO. 015153	

CAD: \\EUREKA\PROJECTS\2015\015153--PINNACLE--PEAK\DWGS\015153--PINNACLE--PEAK.DWG
(HRW 150914 AW)

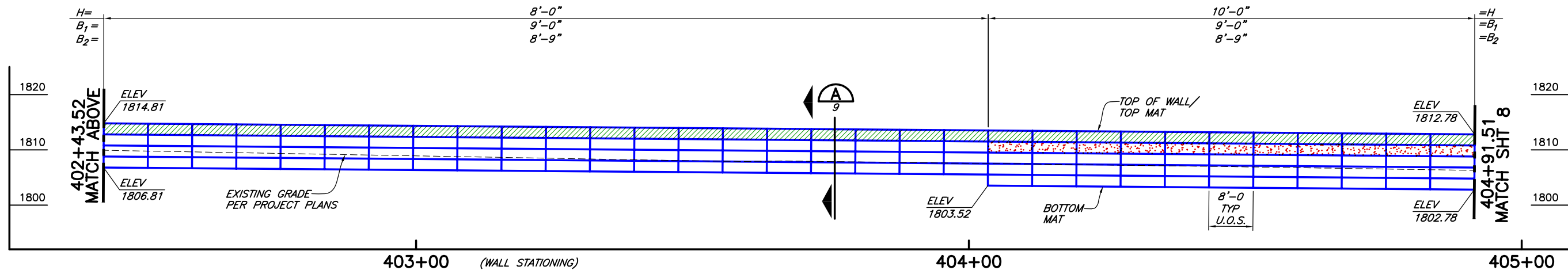


SOUTHWEST WALL DEVELOPED ELEVATION

1"=10' HORIZ AND VERT
U.O.S.= UNLESS OTHERWISE STATED

WWR MAT LEGEND

- 8x12, W4.5xW3.5 WWR SOIL REINFORCING MATS
- 8x10.5, W7xW3.5 WWR SOIL REINFORCING MATS
- 8x21, W7xW4 WWR SOIL REINFORCING MATS



SOUTHWEST WALL DEVELOPED ELEVATION (CONTINUED)

1"=10' HORIZ AND VERT
U.O.S.= UNLESS OTHERWISE STATED

WWR MAT LEGEND

- 8x12, W4.5xW3.5 WWR SOIL REINFORCING MATS
- 8x10.5, W7xW3.5 WWR SOIL REINFORCING MATS
- 8x21, W7xW4 WWR SOIL REINFORCING MATS

THE DESIGN CONTAINED ON THESE DRAWINGS IS BASED ON INFORMATION PROVIDED BY THE OWNER. ON THE BASIS OF THIS INFORMATION, THE HILFIKER COMPANY HAS DESIGNED, AND IS RESPONSIBLE FOR THE INTERNAL STABILITY OF THE STRUCTURE ONLY. EXTERNAL STABILITY, INCLUDING FOUNDATION AND SLOPE STABILITY, IS THE RESPONSIBILITY OF THE OWNER.



WELDED WIRE WALL
HILFIKER RETAINING WALLS

HW

1902
SINCE 1902
QUALITY PRODUCTS

1902 Hillfiker Lane
Eureka, CA 95503-5711
TOLL-FREE 800.762.8962
PH 707.443.5093 FAX 707.443.2891
WEBSITE www.hilfiker.com E-MAIL info@hilfiker.com

VERIFY SCALES
BAR IS ONE INCH ON ORIGINAL DRAWING
IF NOT ONE INCH ON THIS SHEET, ADJUST SCALES ACCORDINGLY

CONSULTING ENGINEERS & GEOLOGISTS, INC.
WWW.SHN-ENGR.COM
812 W. WABASH EUREKA, CA 95501
707-441-8855

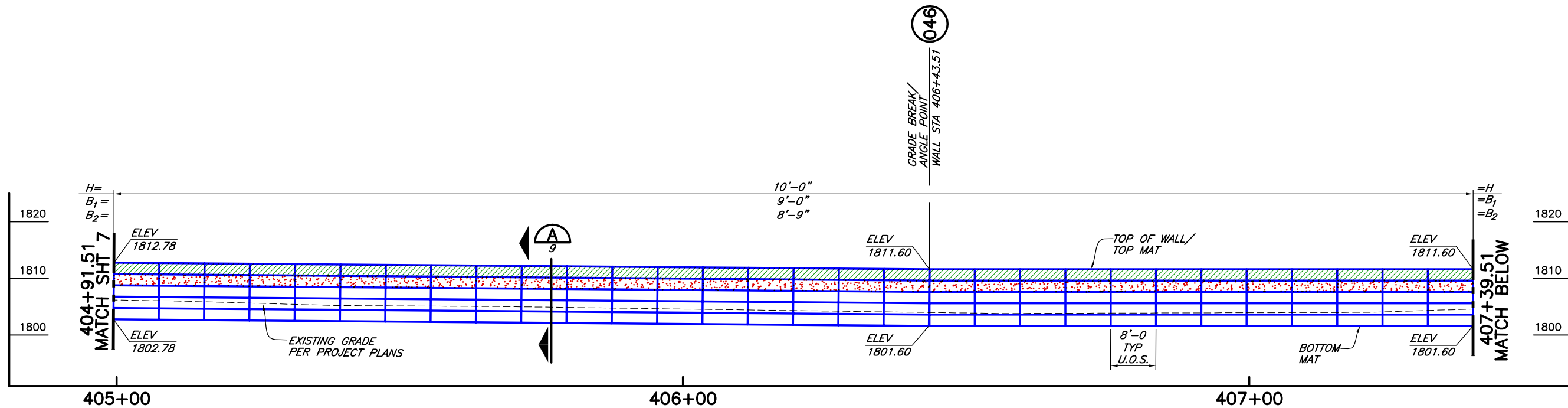
SHN

DESIGN	K/JN	BY
DR	MMD	DATE
CHK	K/JN	NO.
APP'D	K/JN	REVISION

ARIZONA PUBLIC SERVICE COMPANY
PINNACLE PEAK SUBSTATION
PHOENIX, ARIZONA
SOUTHWEST WALL ELEVATIONS

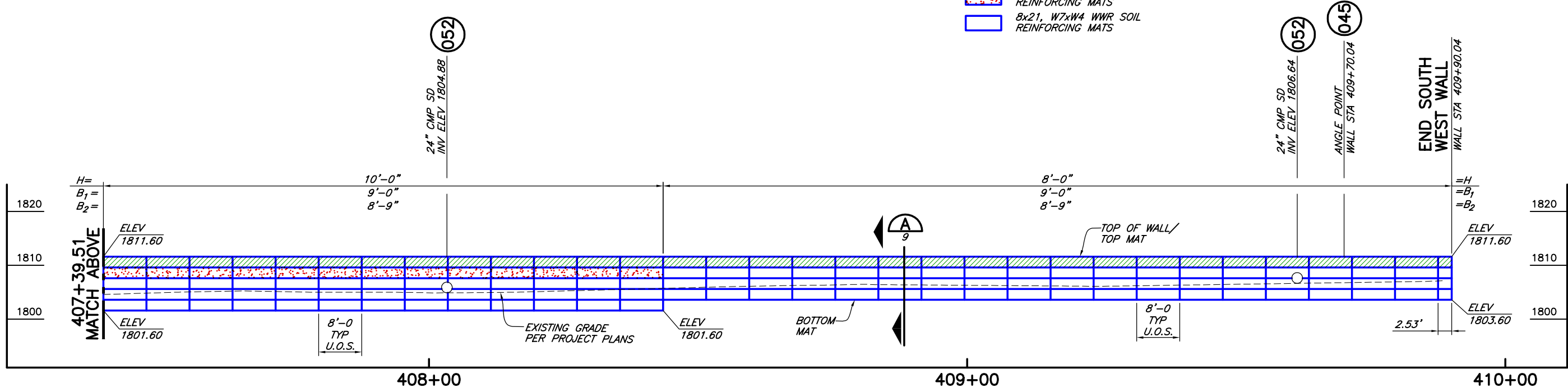
SHEET
7 OF 10
DATE 9/29/15
PROJ. NO.
015153

CAD: \\EUREKA\PROJECTS\2015\015153--PINNACLE--PEAK\DWGS\015153--PINNACLE--PEAK--DWG (HRW 150914 AW)



SOUTHWEST WALL DEVELOPED ELEVATION (CONTINUED)
 1"=10' HORIZ AND VERT
 U.O.S.= UNLESS OTHERWISE STATED

- WWR MAT LEGEND**
- 8x12, W4.5xW3.5 WWR SOIL REINFORCING MATS
 - 8x10.5, W7xW3.5 WWR SOIL REINFORCING MATS
 - 8x21, W7xW4 WWR SOIL REINFORCING MATS



SOUTHWEST WALL DEVELOPED ELEVATION (CONTINUED)
 1"=10' HORIZ AND VERT
 U.O.S.= UNLESS OTHERWISE STATED

- WWR MAT LEGEND**
- 8x12, W4.5xW3.5 WWR SOIL REINFORCING MATS
 - 8x10.5, W7xW3.5 WWR SOIL REINFORCING MATS
 - 8x21, W7xW4 WWR SOIL REINFORCING MATS



WELDED WIRE WALL
HILFIKER RETAINING WALLS

HW

1902
SINCE 1902

1902 Hillfiker Lane
 Eureka, CA 95503-5711
 TOLL-FREE 800.762.8962
 PH 707.443.5093 FAX 707.443.2891
 WEBSITE www.hilfiker.com E-MAIL info@hilfiker.com

SEI

CONSULTING ENGINEERS & GEOLOGISTS, INC.
 812 W. WABASH EUREKA, CA 95501
 WWW.SHN-ENGR.COM
 707-441-8855

NO.	DATE	BY	REVISION

DESIGN: K/JN
 DR: M/M
 CHK: K/JN
 APD:

ARIZONA PUBLIC SERVICE COMPANY
 PINNACLE PEAK SUBSTATION
 PHOENIX, ARIZONA
SOUTHWEST WALL ELEVATIONS (CONT)

SHEET 8 OF 10
 DATE 9/29/15
 PROJ. NO. 015153

THE DESIGN CONTAINED ON THESE DRAWINGS IS BASED ON INFORMATION PROVIDED BY THE OWNER. ON THE BASIS OF THIS INFORMATION, THE HILFIKER COMPANY HAS DESIGNED, AND IS RESPONSIBLE FOR THE INTERNAL STABILITY OF THE STRUCTURE ONLY. EXTERNAL STABILITY, INCLUDING FOUNDATION AND SLOPE STABILITY, IS THE RESPONSIBILITY OF THE OWNER.

