HILFIKER
RETAINING WALLS

Type 2E Working Drawings

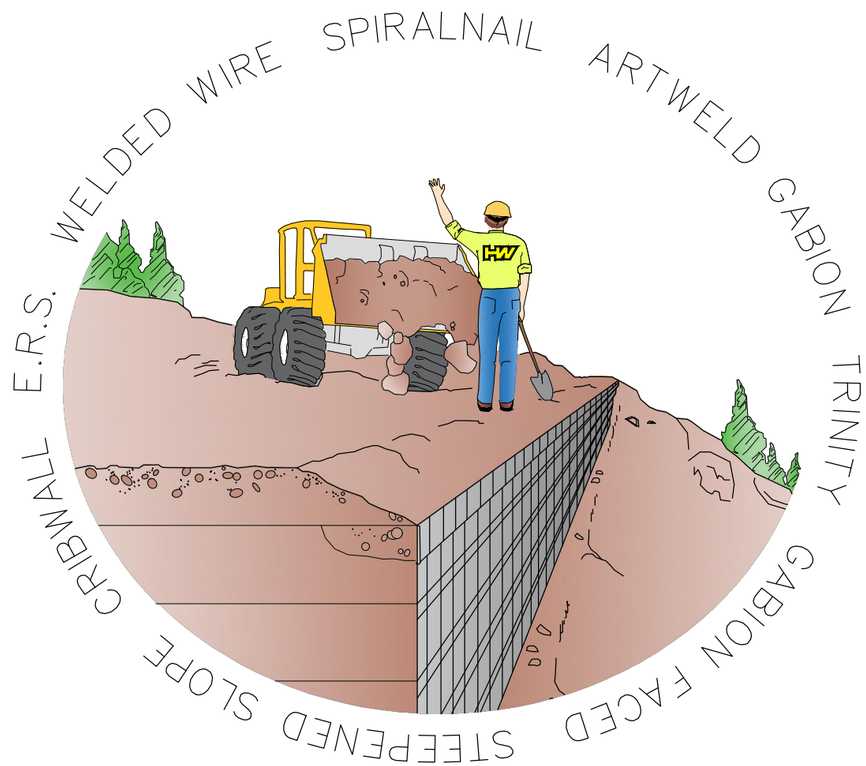

WELDED WIRE WALL

I-90 SNOQUALMIE PASS EAST
(HRW 220301BW)

1902 Hilfiker Lane * Eureka, CA 95503 * 707.443.5093 * info@hilfiker.com * www.hilfiker.com

PROJECT-SPECIFIC NOTES:

1. REFERENCE DRAWINGS: BASED ON WSDOT PROJECT PLANS, DATED 2/7/2022, 2/9/2022 & 2/15/2022 (SHEETS W2–W8 [891–897 OF 1783], W13–W18 [902–907 OF 1783], W21–W24 [910–913 OF 1783], AND WD9–WD10 [924–925 OF 1783]).
2. BLACK AND WHITE REPRODUCTION OF THIS COLOR ORIGINAL MAY REDUCE ITS EFFECTIVENESS AND LEAD TO INCORRECT INTERPRETATION.
3. THIS IS NOT AN ENGINEERED SUBMITTAL. ALL INFORMATION HEREON IS DERIVED FROM THE REFERENCE DRAWINGS, AND IS SUBJECT TO GEOMETRIC AND GEOTECHNICAL CONFIRMATION. THE APPLICABLE HILFIKER CONSTRUCTION GUIDE AND SPECIFICATIONS ARE AN INTEGRAL PART OF THIS SUBMITTAL.
4. HILFIKER RETAINING WALLS SHALL NOT BE RESPONSIBLE FOR THE INTERNAL STABILITY, GLOBAL STABILITY, OR FOUNDATION BEARING CAPACITY OF THE RETAINING WALL. THE OWNER/CONTRACTOR SHALL BE RESPONSIBLE FOR ALL JOB SITE DRAINAGE, SAFETY AND FALL PROTECTION PROVISIONS FOR WORKERS IN COMPLIANCE WITH OSHA AND ANY OTHER APPLICABLE REQUIREMENTS.
5. WALL DESIGN SHALL REQUIRE A NON–SATURATED BACKFILL. SURFACE AND SUBSURFACE DRAINAGE CONTROL MAY BE REQUIRED TO PREVENT SATURATION OF THE BACKFILL OR TO RELIEVE HYDROSTATIC PRESSURES. DRAINAGE CONTROL SHALL BE AS SPECIFIED IN THE OWNER'S PROJECT PLANS AND SPECIFICATIONS, OR AS DIRECTED BY THE OWNER'S ENGINEER.
6. QUANTITY OF BACKFILL IS ESTIMATED FOR THE VOLUME WITHIN THE MAT ZONE FOR THIS ORDER. THIS IS A NEATLINE, IN PLACE QUANTITY ONLY (FACE OF MAT TO BACK OF MAT), AND DOES NOT CONSIDER ANGLE POINTS, SHRINKAGE OR BULKING, ANY FILL BEHIND THE BACK OF THE WIRE MATS, OR ANY OVER–EXCAVATION AND REPLACEMENT OF FILL FOR THE FOUNDATION. BACKFILL QUANTITIES ARE APPROXIMATE ONLY AND MAY VARY PENDING FINAL DESIGN.

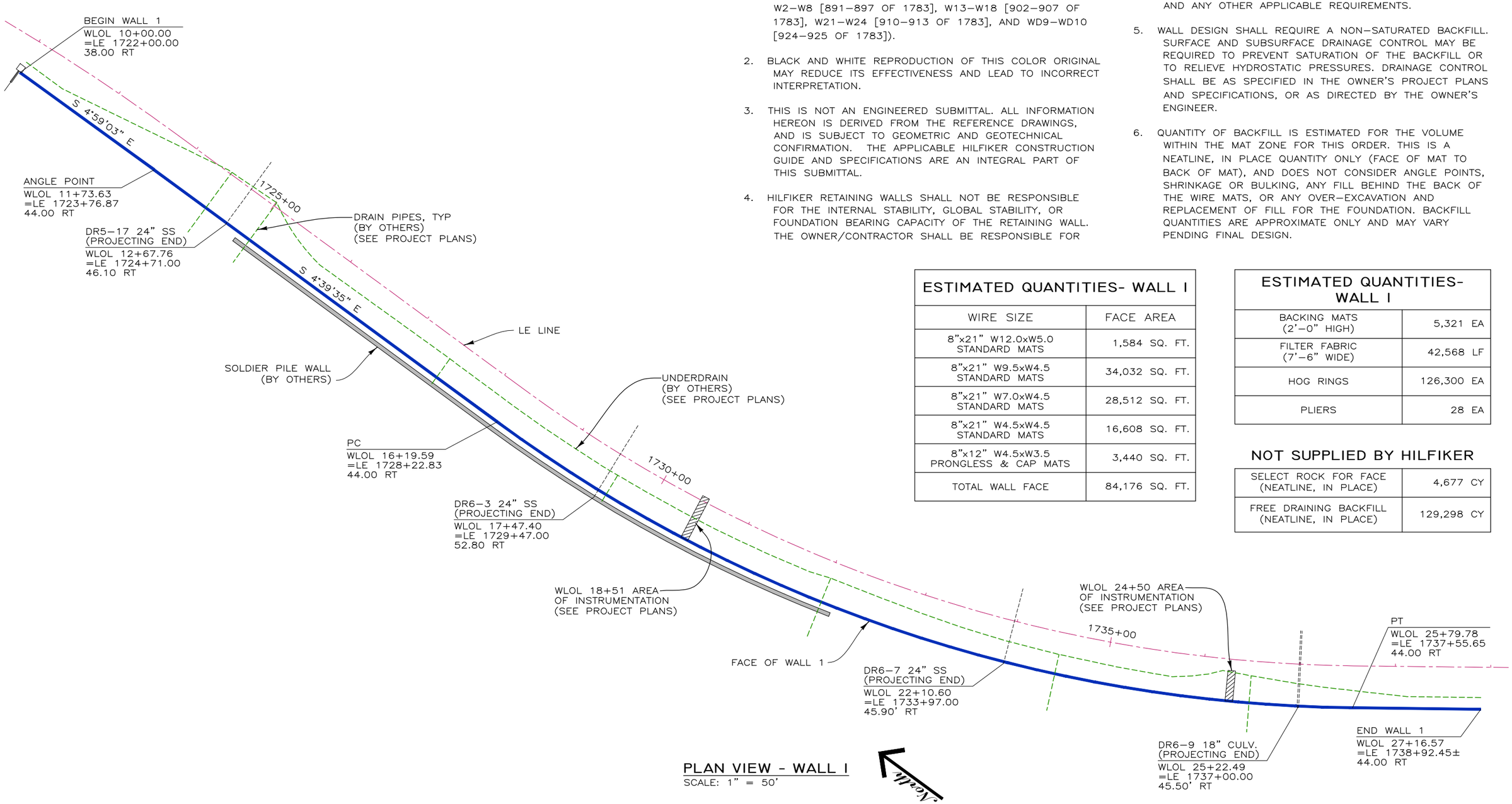

PLAN VIEW - WALL 1
SCALE: 1" = 50'

ESTIMATED QUANTITIES- WALL 1

WIRE SIZE	FACE AREA
8"x21" W12.0xW5.0 STANDARD MATS	1,584 SQ. FT.
8"x21" W9.5xW4.5 STANDARD MATS	34,032 SQ. FT.
8"x21" W7.0xW4.5 STANDARD MATS	28,512 SQ. FT.
8"x21" W4.5xW4.5 STANDARD MATS	16,608 SQ. FT.
8"x12" W4.5xW3.5 PRONGLESS & CAP MATS	3,440 SQ. FT.
TOTAL WALL FACE	84,176 SQ. FT.

ESTIMATED QUANTITIES- WALL 1

BACKING MATS (2'–0" HIGH)	5,321 EA
FILTER FABRIC (7'–6" WIDE)	42,568 LF
HOG RINGS	126,300 EA
PLIERS	28 EA

NOT SUPPLIED BY HILFIKER

SELECT ROCK FOR FACE (NEATLINE, IN PLACE)	4,677 CY
FREE DRAINING BACKFILL (NEATLINE, IN PLACE)	129,298 CY

THIS DRAWING IS FURNISHED SOLELY FOR THE USE OF OR IN CONNECTION WITH THIS PROJECT AND THE PROPRIETARY INFORMATION SHOWN HEREON IS NOT TO BE TRANSMITTED TO ANY OTHER ORGANIZATION WITHOUT SPECIFIC AUTHORIZATION BY THE HILFIKER COMPANY. HILFIKER RETAINING WALLS ARE PROTECTED BY ONE OR MORE OF THE FOLLOWING PATENTS: 243,613; 243,697; 288,616; 4,117,686; 4,329,089; 4,324,508; 4,391,557; 4,505,621; 4,343,318; 4,661,023; 4,856,939; 4,929,125; 5,076,735; 5,647,695; 5,722,799; 5,733,072; 6,357,970B1; 6,874,975B2; 7,033,118B2; AND OTHERS. OTHER PATENTS PENDING (2008)

REV.NO.	DATE	BY	DESCRIPTION
1	21 NOV 23	NMD	TYPE 2E WORKING DRAWINGS (DRAFT)
2	4 MAR 24	NMD	WSDOT PLAN CHECK COMMENT RESPONSE
3	4 JUN 24	NMD	WSDOT PLAN CHECK COMMENT RESPONSE
4	11 JUL 24	NMD	WSDOT PLAN CHECK COMMENT RESPONSE

GRAPHIC SCALE
LINE IS 20 UNITS LONG ON ORIGINAL DRAWING
0 10 20

PROJ. MGR. HKH
DRAWN BY NMD
REVIEWED BY DH

HILFIKER RETAINING WALLS
1902 Hilfiker Lane
Eureka, CA 95503-5711
TOLL-FREE 800.762.8962
PH 707.443.5093 FAX 707.443.2891
WEBSITE www.hilfiker.com E-MAIL info@hilfiker.com

DWG DATE 4 MAY 22
REVISION DATE 11 JUL 24
SCALE NOTED

TYPE 2E WORKING DRAWINGS
WELDED WIRE WALL
I-90 SNOQUALMIE PASS EAST PROJECT
WASHINGTON STATE DEPARTMENT OF TRANSPORTATION
CABIN CREEK, WASHINGTON
WALL 1 PLAN, NOTES, & QUANTITIES

PROJECT NO. 220301BW
SHEET 1 OF 41

220301BW– I–90 CABIN CREEK

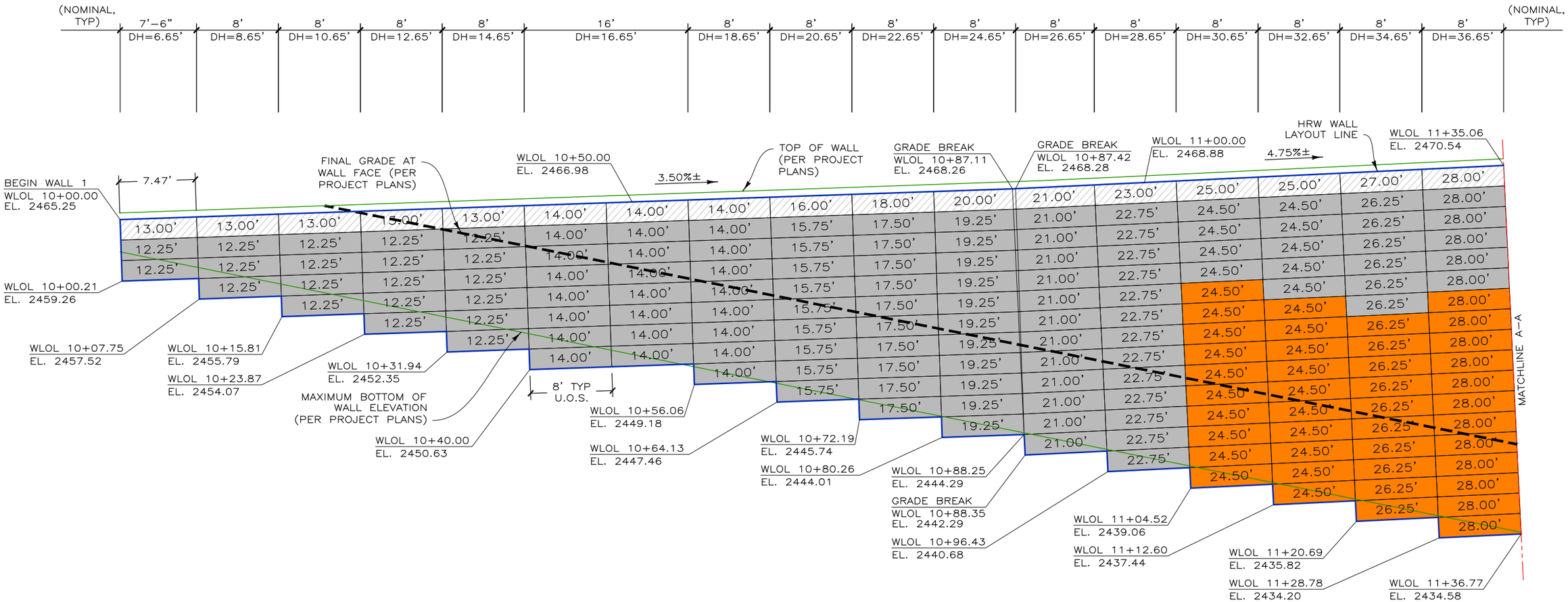

DEVELOPED ELEVATION- WALL 1

SCALE: 1" = 10'

8"x12" W4.5xW3.5 PRONGLESS & CAP MATS

8"x21" W4.5xW4.5 STANDARD MATS

8"x21" W7.0xW4.5 STANDARD MATS

220301BW– I-90 CABIN CREEK

THIS DRAWING IS FURNISHED SOLELY FOR THE USE OF OR IN CONNECTION WITH THIS PROJECT AND THE PROPRIETARY INFORMATION SHOWN HEREON IS NOT TO BE TRANSMITTED TO ANY OTHER ORGANIZATION WITHOUT SPECIFIC AUTHORIZATION BY THE HILFIKER COMPANY. HILFIKER RETAINING WALLS ARE PROTECTED BY ONE OR MORE OF THE FOLLOWING PATENTS: 243,613; 243,697; 288,616; 4,117,686; 4,329,089; 4,324,508; 4,391,557; 4,505,621; 4,343,318; 4,661,023; 4,856,939; 4,929,125; 5,076,735; 5,647,695; 5,722,799; 5,733,072; 6,357,970B1; 6,874,975B2; 7,033,118B2; AND OTHERS. OTHER PATENTS PENDING (2008)

REV.NO.	DATE	BY	DESCRIPTION
1	21 NOV 23	NMD	TYPE 2E WORKING DRAWINGS (DRAFT)
2	4 MAR 24	NMD	WSDOT PLAN CHECK COMMENT RESPONSE
3	4 JUN 24	NMD	WSDOT PLAN CHECK COMMENT RESPONSE
4	11 JUL 24	NMD	WSDOT PLAN CHECK COMMENT RESPONSE

GRAPHIC SCALE
LINE IS 20 UNITS LONG ON ORIGINAL DRAWING
0 10 20

PROJ. MGR. HKH
DRAWN BY NMD
REVIEWED BY DH

HILFIKER RETAINING WALLS
1902 Hilfiker Lane
Eureka, CA 95503-5711
TOLL-FREE 800.762.8962
PH 707.443.5093 FAX 707.443.2891
WEBSITE www.hilfiker.com E-MAIL info@hilfiker.com

DWG DATE 4 MAY 22
REVISION DATE 11 JUL 24
SCALE NOTED

TYPE 2E WORKING DRAWINGS
WELDED WIRE WALL
I-90 SNOQUALMIE PASS EAST PROJECT
WASHINGTON STATE DEPARTMENT OF TRANSPORTATION
CABIN CREEK, WASHINGTON
DEVELOPED ELEVATION– WALL 1

PROJECT NO. 220301BW
SHEET 2 OF 41

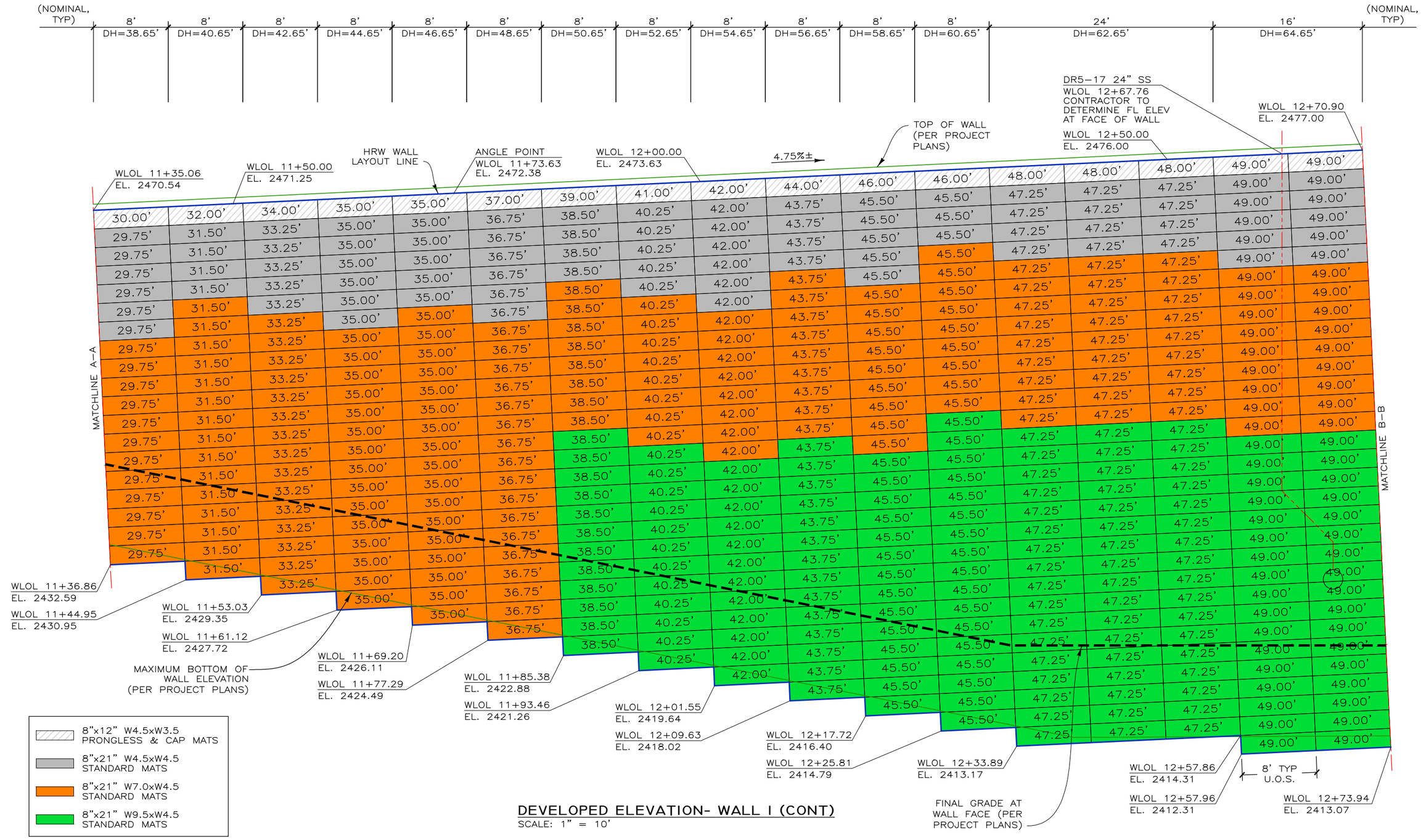

DEVELOPED ELEVATION- WALL 1 (CONT)

SCALE: 1" = 10'

THIS DRAWING IS FURNISHED SOLELY FOR THE USE OF OR IN CONNECTION WITH THIS PROJECT AND THE PROPRIETARY INFORMATION SHOWN HEREON IS NOT TO BE TRANSMITTED TO ANY OTHER ORGANIZATION WITHOUT SPECIFIC AUTHORIZATION BY THE HILFIKER COMPANY. HILFIKER RETAINING WALLS ARE PROTECTED BY ONE OR MORE OF THE FOLLOWING PATENTS: 243,613; 243,697; 288,616; 4,117,686; 4,329,089; 4,324,508; 4,391,557; 4,505,621; 4,343,318; 4,661,023; 4,856,939; 4,929,125; 5,076,735; 5,647,695; 5,722,799; 5,733,072; 6,357,970B1; 6,874,975B2; 7,033,118B2; AND OTHERS. OTHER PATENTS PENDING (2008)

REV.NO.	DATE	BY	DESCRIPTION
1	21 NOV 23	NMD	TYPE 2E WORKING DRAWINGS (DRAFT)
2	4 MAR 24	NMD	WSDOT PLAN CHECK COMMENT RESPONSE
3	4 JUN 24	NMD	WSDOT PLAN CHECK COMMENT RESPONSE
4	11 JUL 24	NMD	WSDOT PLAN CHECK COMMENT RESPONSE

GRAPHIC SCALE
LINE IS 20 UNITS LONG ON ORIGINAL DRAWING
0 10 20

PROJ. MGR. HKH
DRAWN BY NMD
REVIEWED BY DH

HILFIKER RETAINING WALLS
1902 Hilfiker Lane
Eureka, CA 95503-5711
TOLL-FREE 800.762.8962
PH 707.443.5093 FAX 707.443.2891
WEB SITE www.hilfiker.com E-MAIL info@hilfiker.com

DWG DATE 4 MAY 22
REVISION DATE 11 JUL 24
SCALE NOTED

TYPE 2E WORKING DRAWINGS
WELDED WIRE WALL
I-90 SNOQUALMIE PASS EAST PROJECT
WASHINGTON STATE DEPARTMENT OF TRANSPORTATION
CABIN CREEK, WASHINGTON
DEVELOPED ELEVATION– WALL 1 (CONT)

PROJECT NO. 220301BW
SHEET 3 OF 41

220301BW– I-90 CABIN CREEK

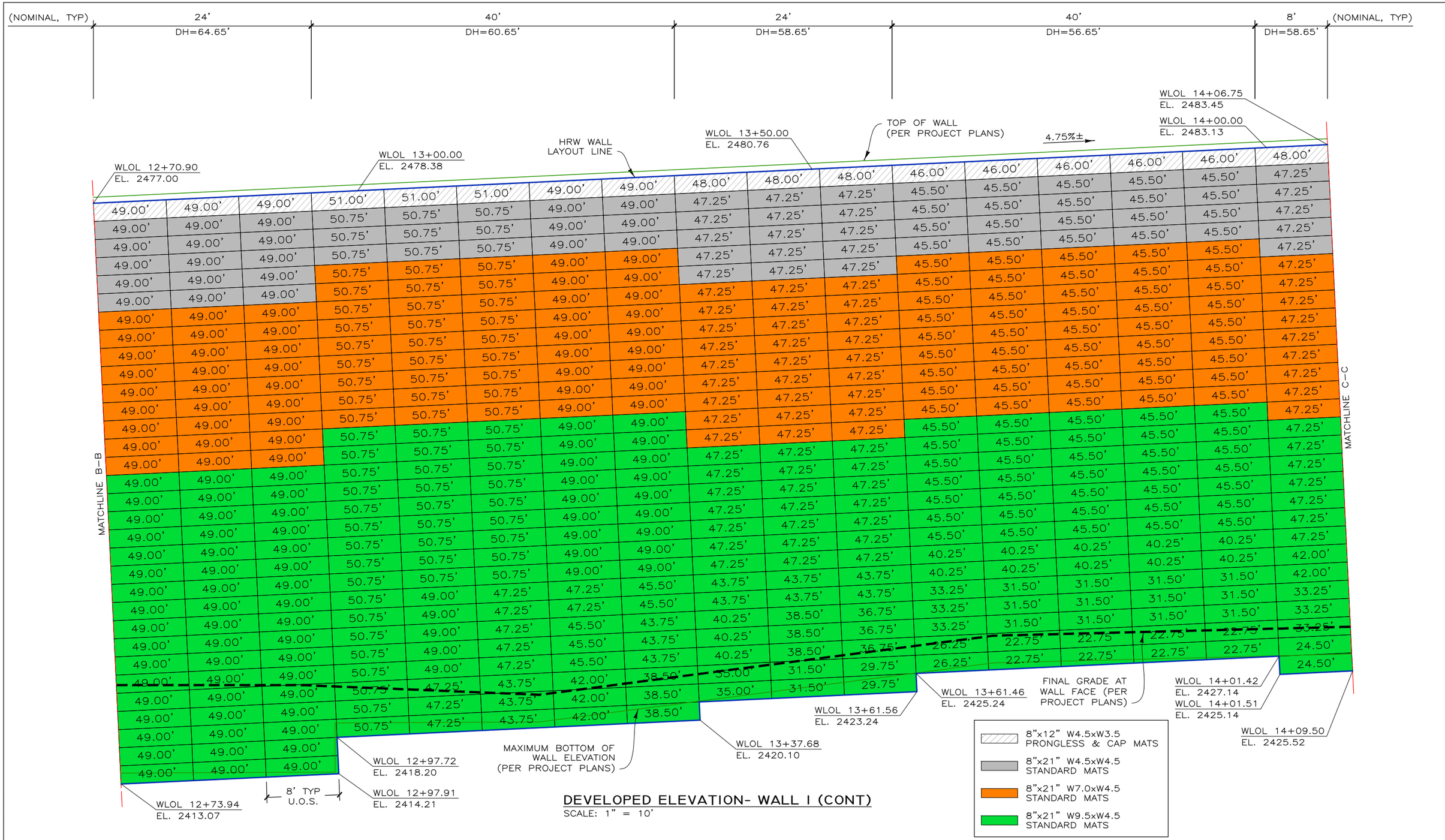

DEVELOPED ELEVATION- WALL 1 (CONT)

SCALE: 1" = 10'

THIS DRAWING IS FURNISHED SOLELY FOR THE USE OF OR IN CONNECTION WITH THIS PROJECT AND THE PROPRIETARY INFORMATION SHOWN HEREON IS NOT TO BE TRANSMITTED TO ANY OTHER ORGANIZATION WITHOUT SPECIFIC AUTHORIZATION BY THE HILFIKER COMPANY. HILFIKER RETAINING WALLS ARE PROTECTED BY ONE OR MORE OF THE FOLLOWING PATENTS: 243,613; 243,697; 288,616; 4,117,686; 4,329,089; 4,324,508; 4,391,557; 4,505,621; 4,343,318; 4,661,023; 4,856,939; 4,929,125; 5,076,735; 5,647,695; 5,722,799; 5,733,072; 6,357,970B1; 6,874,975B2; 7,033,118B2; AND OTHERS. OTHER PATENTS PENDING (2008)

REV.NO.	DATE	BY	DESCRIPTION
1	21 NOV 23	NMD	TYPE 2E WORKING DRAWINGS (DRAFT)
2	4 MAR 24	NMD	WSDOT PLAN CHECK COMMENT RESPONSE
3	4 JUN 24	NMD	WSDOT PLAN CHECK COMMENT RESPONSE
4	11 JUL 24	NMD	WSDOT PLAN CHECK COMMENT RESPONSE

GRAPHIC SCALE
LINE IS 20 UNITS LONG ON ORIGINAL DRAWING
0 10 20

PROJ. MGR. HKH
DRAWN BY NMD
REVIEWED BY DH

HILFIKER RETAINING WALLS
1902 Hilfiker Lane
Eureka, CA 95503-5711
TOLL-FREE 800.762.8962
PH 707.443.5093 FAX 707.443.2891
WEBSITE www.hilfiker.com E-MAIL info@hilfiker.com

DWG DATE 4 MAY 22
REVISION DATE 11 JUL 24
SCALE NOTED

TYPE 2E WORKING DRAWINGS
WELDED WIRE WALL
I-90 SNOQUALMIE PASS EAST PROJECT
WASHINGTON STATE DEPARTMENT OF TRANSPORTATION
CABIN CREEK, WASHINGTON
DEVELOPED ELEVATION– WALL 1 (CONT)

PROJECT NO. 220301BW
SHEET 4 OF 41

220301BW– I-90 CABIN CREEK

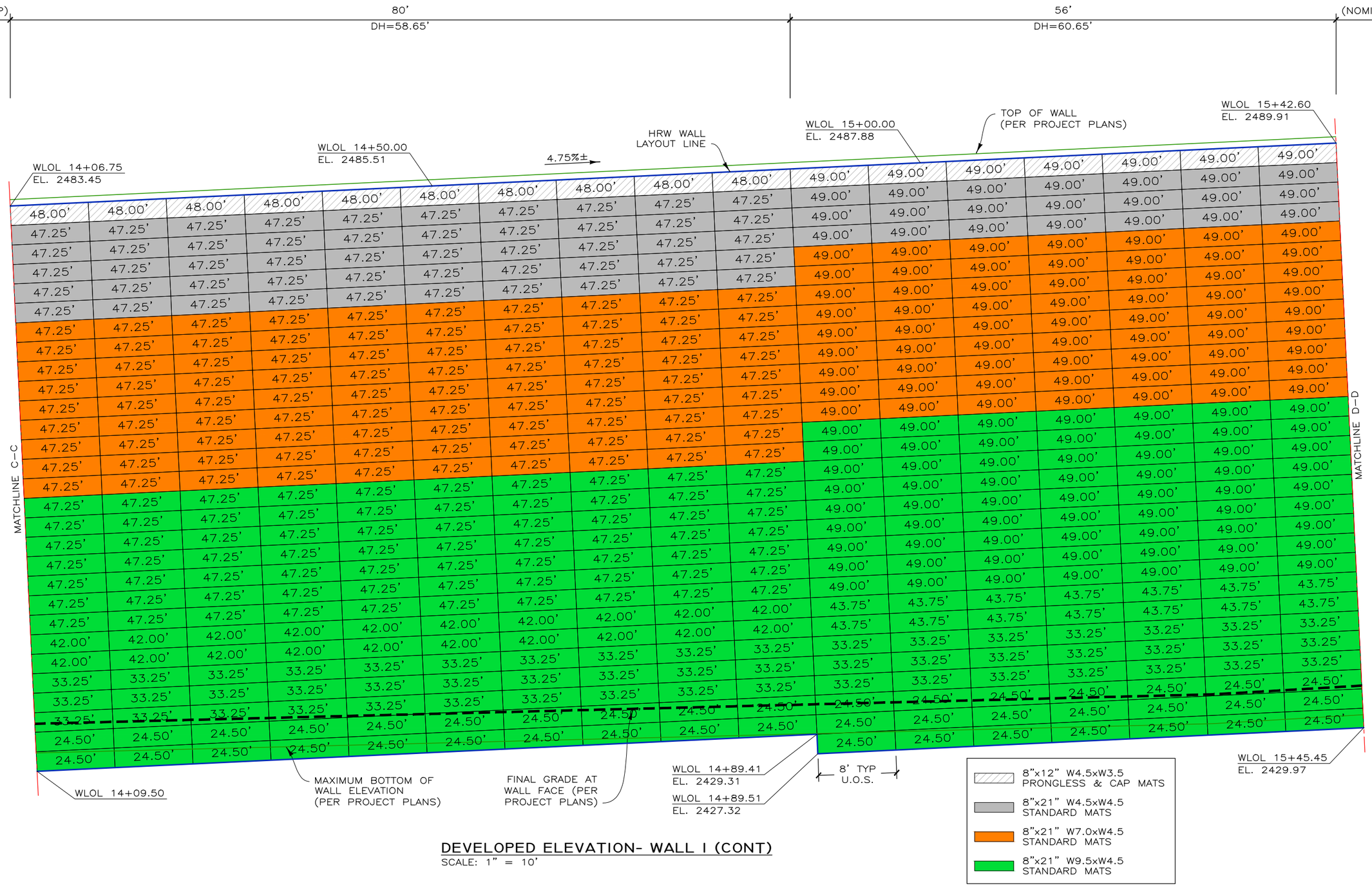

DEVELOPED ELEVATION- WALL 1 (CONT)

SCALE: 1" = 10'

220301BW– I-90 CABIN CREEK

THIS DRAWING IS FURNISHED SOLELY FOR THE USE OF OR IN CONNECTION WITH THIS PROJECT AND THE PROPRIETARY INFORMATION SHOWN HEREON IS NOT TO BE TRANSMITTED TO ANY OTHER ORGANIZATION WITHOUT SPECIFIC AUTHORIZATION BY THE HILFIKER COMPANY. HILFIKER RETAINING WALLS ARE PROTECTED BY ONE OR MORE OF THE FOLLOWING PATENTS: 243,613; 243,697; 288,616; 4,117,686; 4,329,089; 4,324,508; 4,391,557; 4,505,621; 4,343,318; 4,661,023; 4,856,939; 4,929,125; 5,076,735; 5,647,695; 5,722,799; 5,733,072; 6,357,970B1; 6,874,975B2; 7,033,118B2; AND OTHERS. OTHER PATENTS PENDING (2008)

REV.NO.	DATE	BY	DESCRIPTION
1	21 NOV 23	NMD	TYPE 2E WORKING DRAWINGS (DRAFT)
2	4 MAR 24	NMD	WSDOT PLAN CHECK COMMENT RESPONSE
3	4 JUN 24	NMD	WSDOT PLAN CHECK COMMENT RESPONSE
4	11 JUL 24	NMD	WSDOT PLAN CHECK COMMENT RESPONSE

GRAPHIC SCALE

LINE IS 20 UNITS LONG ON ORIGINAL DRAWING

0 10 20

PROJ. MGR. HKH

DRAWN BY NMD

REVIEWED BY DH

HILFIKER RETAINING WALLS

1902 Hilfiker Lane
Eureka, CA 95503-5711
TOLL-FREE 800.762.8962
PH 707.443.5093 FAX 707.443.2891
WEBSITE www.hilfiker.com E-MAIL info@hilfiker.com

DWG DATE 4 MAY 22

REVISION DATE 11 JUL 24

SCALE NOTED

TYPE 2E WORKING DRAWINGS

WELDED WIRE WALL

I-90 SNOQUALMIE PASS EAST PROJECT

WASHINGTON STATE DEPARTMENT OF TRANSPORTATION

CABIN CREEK, WASHINGTON

DEVELOPED ELEVATION– WALL 1 (CONT)

PROJECT NO. 220301BW

SHEET 5 OF 41

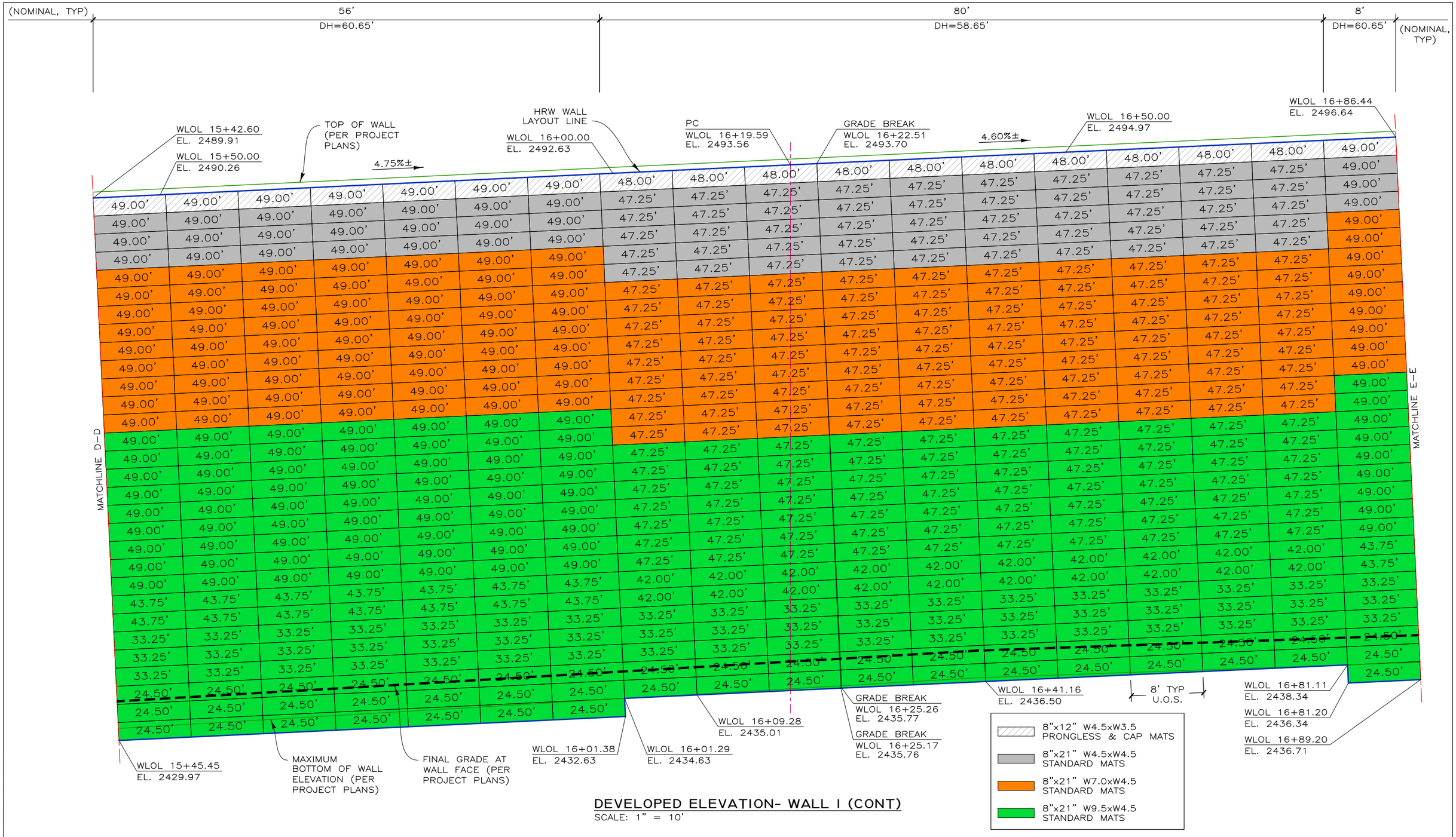

DEVELOPED ELEVATION- WALL 1 (CONT)

SCALE: 1" = 10'

220301BW– I-90 CABIN CREEK

THIS DRAWING IS FURNISHED SOLELY FOR THE USE OF OR IN CONNECTION WITH THIS PROJECT AND THE PROPRIETARY INFORMATION SHOWN HEREON IS NOT TO BE TRANSMITTED TO ANY OTHER ORGANIZATION WITHOUT SPECIFIC AUTHORIZATION BY THE HILFIKER COMPANY. HILFIKER RETAINING WALLS ARE PROTECTED BY ONE OR MORE OF THE FOLLOWING PATENTS: 243,613; 243,697; 288,616; 4,117,686; 4,329,089; 4,324,508; 4,391,557; 4,505,621; 4,343,318; 4,661,023; 4,856,939; 4,929,125; 5,076,735; 5,647,695; 5,722,799; 5,733,072; 6,357,970B1; 6,874,975B2; 7,033,118B2; AND OTHERS. OTHER PATENTS PENDING (2008)

REV.NO.	DATE	BY	DESCRIPTION
1	21 NOV 23	NMD	TYPE 2E WORKING DRAWINGS (DRAFT)
2	4 MAR 24	NMD	WSDOT PLAN CHECK COMMENT RESPONSE
3	4 JUN 24	NMD	WSDOT PLAN CHECK COMMENT RESPONSE
4	11 JUL 24	NMD	WSDOT PLAN CHECK COMMENT RESPONSE

GRAPHIC SCALE

LINE IS 20 UNITS LONG ON ORIGINAL DRAWING

0 10 20

PROJ. MGR. HKH

DRAWN BY NMD

REVIEWED BY DH

HILFIKER RETAINING WALLS

1902 Hilfiker Lane
Eureka, CA 95503-5711
TOLL-FREE 800.762.8962
PH 707.443.5093 FAX 707.443.2891
WEBSITE www.hilfiker.com E-MAIL info@hilfiker.com

DWG DATE 4 MAY 22

REVISION DATE 11 JUL 24

SCALE NOTED

TYPE 2E WORKING DRAWINGS

WELDED WIRE WALL

I-90 SNOQUALMIE PASS EAST PROJECT

WASHINGTON STATE DEPARTMENT OF TRANSPORTATION

CABIN CREEK, WASHINGTON

DEVELOPED ELEVATION– WALL 1 (CONT)

PROJECT NO. 220301BW

SHEET 6 OF 41

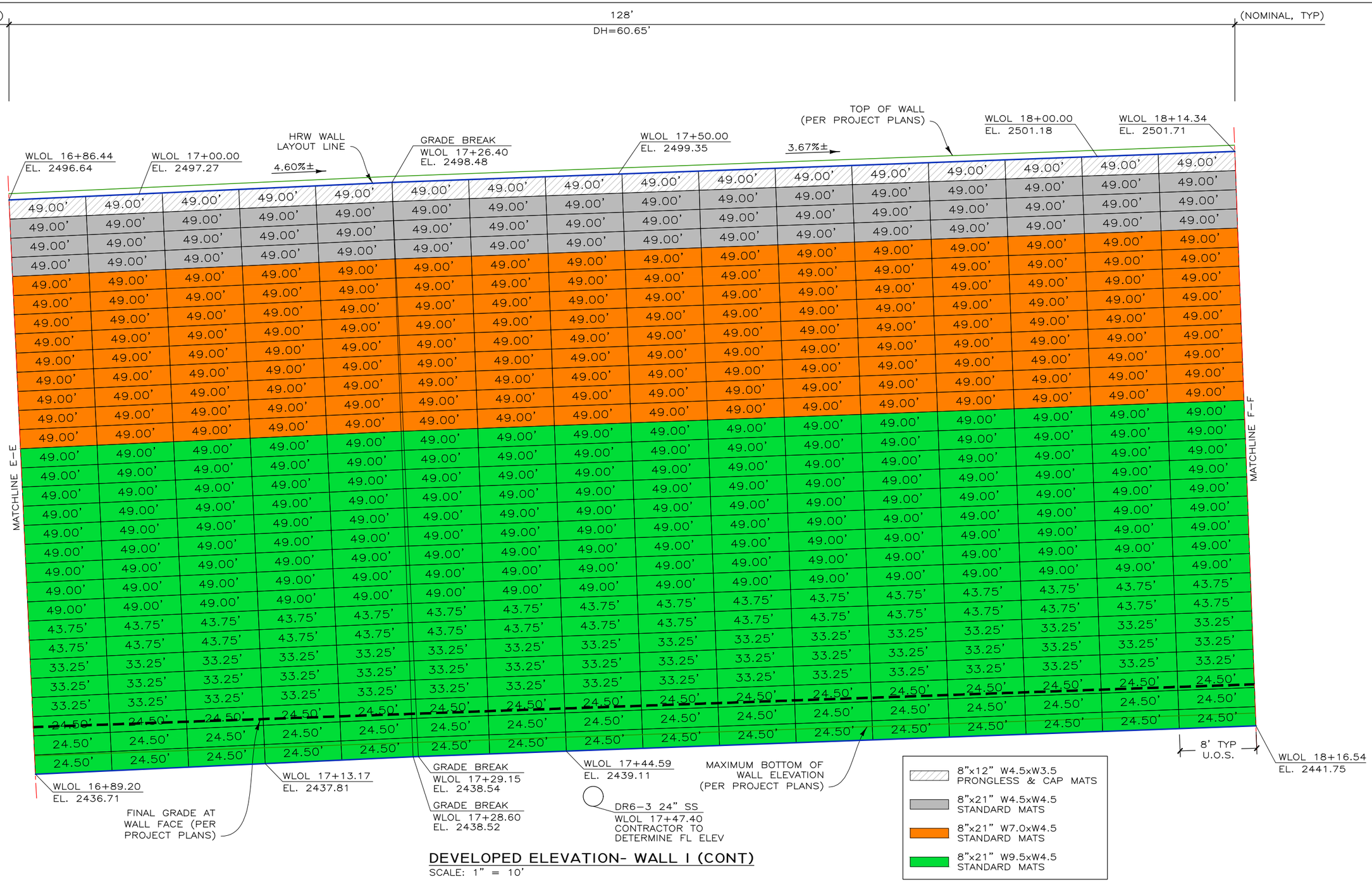

DEVELOPED ELEVATION- WALL 1 (CONT)

SCALE: 1" = 10'

220301BW— I-90 CABIN CREEK

THIS DRAWING IS FURNISHED SOLELY FOR THE USE OF OR IN CONNECTION WITH THIS PROJECT AND THE PROPRIETARY INFORMATION SHOWN HEREON IS NOT TO BE TRANSMITTED TO ANY OTHER ORGANIZATION WITHOUT SPECIFIC AUTHORIZATION BY THE HILFIKER COMPANY. HILFIKER RETAINING WALLS ARE PROTECTED BY ONE OR MORE OF THE FOLLOWING PATENTS: 243,613; 243,697; 288,616; 4,117,686; 4,329,089; 4,324,508; 4,391,557; 4,505,621; 4,343,318; 4,661,023; 4,856,939; 4,929,125; 5,076,735; 5,647,695; 5,722,799; 5,733,072; 6,357,970B1; 6,874,975B2; 7,033,118B2; AND OTHERS. OTHER PATENTS PENDING (2008)

REV.NO.	DATE	BY	DESCRIPTION
1	21 NOV 23	NMD	TYPE 2E WORKING DRAWINGS (DRAFT)
2	4 MAR 24	NMD	WSDOT PLAN CHECK COMMENT RESPONSE
3	4 JUN 24	NMD	WSDOT PLAN CHECK COMMENT RESPONSE
4	11 JUL 24	NMD	WSDOT PLAN CHECK COMMENT RESPONSE

GRAPHIC SCALE
LINE IS 20 UNITS LONG ON ORIGINAL DRAWING
0 10 20

PROJ. MGR. HKH
DRAWN BY NMD
REVIEWED BY DH

HILFIKER RETAINING WALLS
1902 Hilfiker Lane
Eureka, CA 95503-5711
TOLL-FREE 800.762.8962
PH 707.443.5093 FAX 707.443.2891
WEBSITE www.hilfiker.com E-MAIL info@hilfiker.com

DWG DATE 4 MAY 22
REVISION DATE 11 JUL 24
SCALE NOTED

TYPE 2E WORKING DRAWINGS
WELDED WIRE WALL
I-90 SNOQUALMIE PASS EAST PROJECT
WASHINGTON STATE DEPARTMENT OF TRANSPORTATION
CABIN CREEK, WASHINGTON
DEVELOPED ELEVATION— WALL 1 (CONT)

PROJECT NO. 220301BW
SHEET 7 OF 41

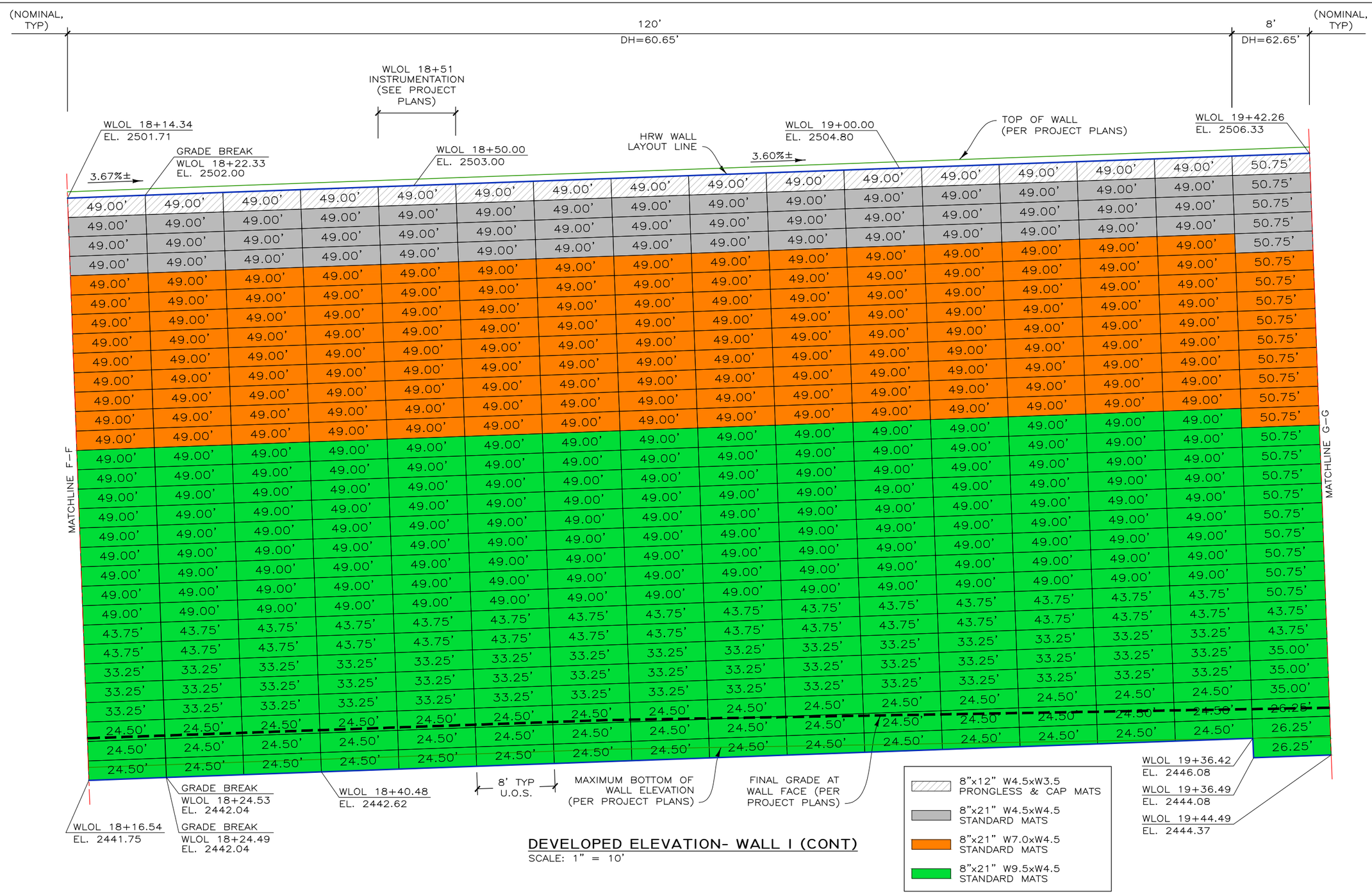

DEVELOPED ELEVATION- WALL 1 (CONT)

SCALE: 1" = 10'

220301BW– I-90 CABIN CREEK

THIS DRAWING IS FURNISHED SOLELY FOR THE USE OF OR IN CONNECTION WITH THIS PROJECT AND THE PROPRIETARY INFORMATION SHOWN HEREON IS NOT TO BE TRANSMITTED TO ANY OTHER ORGANIZATION WITHOUT SPECIFIC AUTHORIZATION BY THE HILFIKER COMPANY. HILFIKER RETAINING WALLS ARE PROTECTED BY ONE OR MORE OF THE FOLLOWING PATENTS: 243,613; 243,697; 288,616; 4,117,686; 4,329,089; 4,324,508; 4,391,557; 4,505,621; 4,343,318; 4,661,023; 4,856,939; 4,929,125; 5,076,735; 5,647,695; 5,722,799; 5,733,072; 6,357,970B1; 6,874,975B2; 7,033,118B2; AND OTHERS. OTHER PATENTS PENDING (2008)

REV.NO.	DATE	BY	DESCRIPTION
1	21 NOV 23	NMD	TYPE 2E WORKING DRAWINGS (DRAFT)
2	4 MAR 24	NMD	WSDOT PLAN CHECK COMMENT RESPONSE
3	4 JUN 24	NMD	WSDOT PLAN CHECK COMMENT RESPONSE
4	11 JUL 24	NMD	WSDOT PLAN CHECK COMMENT RESPONSE

GRAPHIC SCALE
LINE IS 20 UNITS LONG ON ORIGINAL DRAWING
0 10 20

PROJ. MGR. HKH
DRAWN BY NMD
REVIEWED BY DH

HILFIKER RETAINING WALLS
1902 Hilfiker Lane
Eureka, CA 95503-5711
TOLL-FREE 800.762.8962
PH 707.443.5093 FAX 707.443.2891
WEBSITE www.hilfiker.com E-MAIL info@hilfiker.com

DWG DATE 4 MAY 22
REVISION DATE 11 JUL 24
SCALE NOTED

TYPE 2E WORKING DRAWINGS
WELDED WIRE WALL
I-90 SNOQUALMIE PASS EAST PROJECT
WASHINGTON STATE DEPARTMENT OF TRANSPORTATION
CABIN CREEK, WASHINGTON
DEVELOPED ELEVATION– WALL 1 (CONT)

PROJECT NO. 220301BW
SHEET 8 OF 41

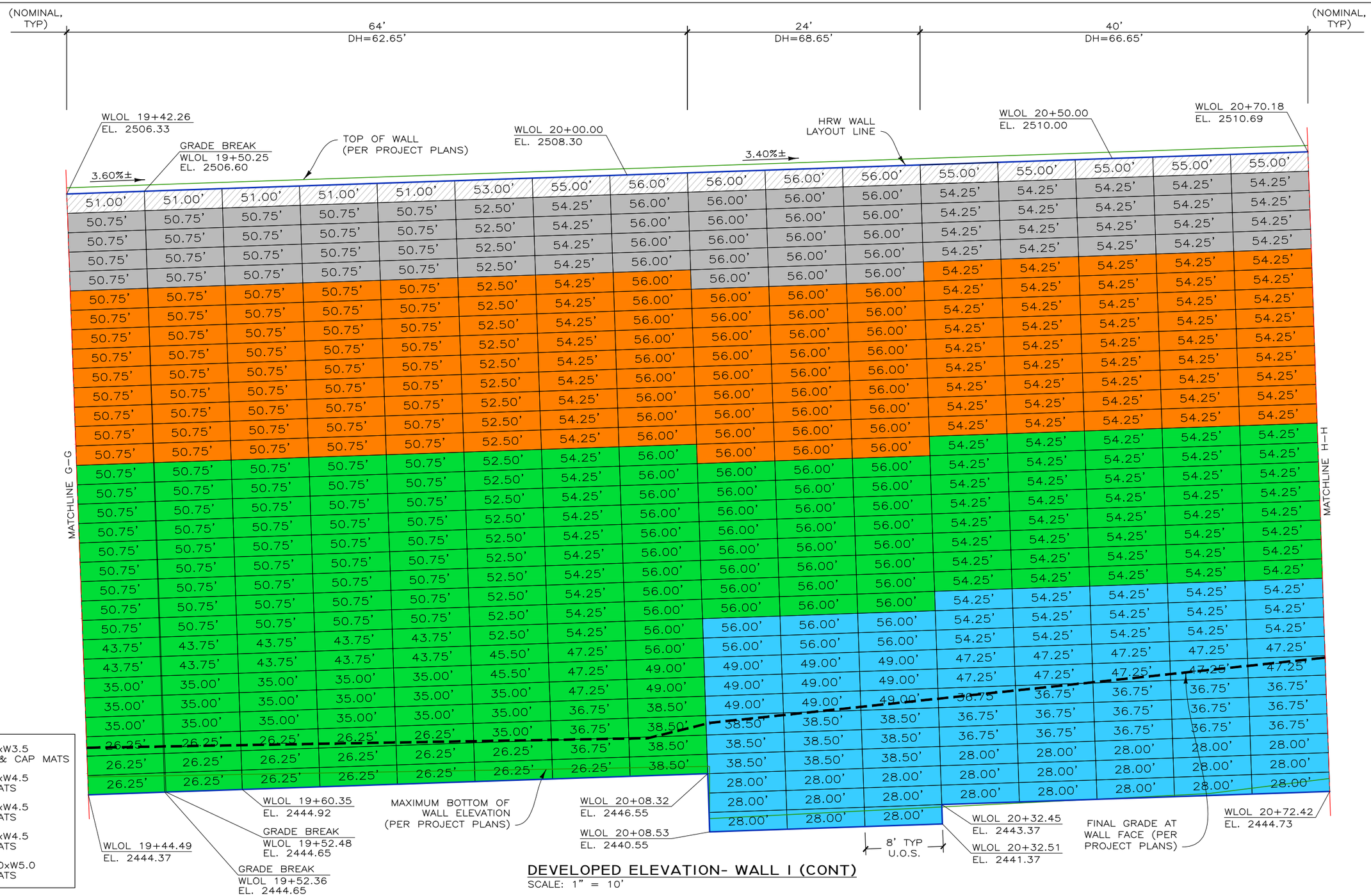

DEVELOPED ELEVATION- WALL 1 (CONT)

SCALE: 1" = 10'

220301BW– I-90 CABIN CREEK

THIS DRAWING IS FURNISHED SOLELY FOR THE USE OF OR IN CONNECTION WITH THIS PROJECT AND THE PROPRIETARY INFORMATION SHOWN HEREON IS NOT TO BE TRANSMITTED TO ANY OTHER ORGANIZATION WITHOUT SPECIFIC AUTHORIZATION BY THE HILFIKER COMPANY. HILFIKER RETAINING WALLS ARE PROTECTED BY ONE OR MORE OF THE FOLLOWING PATENTS: 243,613; 243,697; 288,616; 4,117,686; 4,329,089; 4,324,508; 4,391,557; 4,505,621; 4,343,318; 4,661,023; 4,856,939; 4,929,125; 5,076,735; 5,647,695; 5,722,799; 5,733,072; 6,357,970B1; 6,874,975B2; 7,033,118B2; AND OTHERS. OTHER PATENTS PENDING (2008)

REV.NO.	DATE	BY	DESCRIPTION
1	21 NOV 23	NMD	TYPE 2E WORKING DRAWINGS (DRAFT)
2	4 MAR 24	NMD	WSDOT PLAN CHECK COMMENT RESPONSE
3	4 JUN 24	NMD	WSDOT PLAN CHECK COMMENT RESPONSE
4	11 JUL 24	NMD	WSDOT PLAN CHECK COMMENT RESPONSE

GRAPHIC SCALE
LINE IS 20 UNITS LONG ON ORIGINAL DRAWING
0 10 20

PROJ. MGR. HKH
DRAWN BY NMD
REVIEWED BY DH

HILFIKER RETAINING WALLS
1902 Hilfiker Lane
Eureka, CA 95503-5711
TOLL-FREE 800.762.8962
PH 707.443.5093 FAX 707.443.2891
WEBSITE www.hilfiker.com E-MAIL info@hilfiker.com

DWG DATE 4 MAY 22
REVISION DATE 11 JUL 24
SCALE NOTED

TYPE 2E WORKING DRAWINGS
WELDED WIRE WALL
I-90 SNOQUALMIE PASS EAST PROJECT
WASHINGTON STATE DEPARTMENT OF TRANSPORTATION
CABIN CREEK, WASHINGTON
DEVELOPED ELEVATION– WALL 1 (CONT)

PROJECT NO. 220301BW
SHEET 9 OF 41

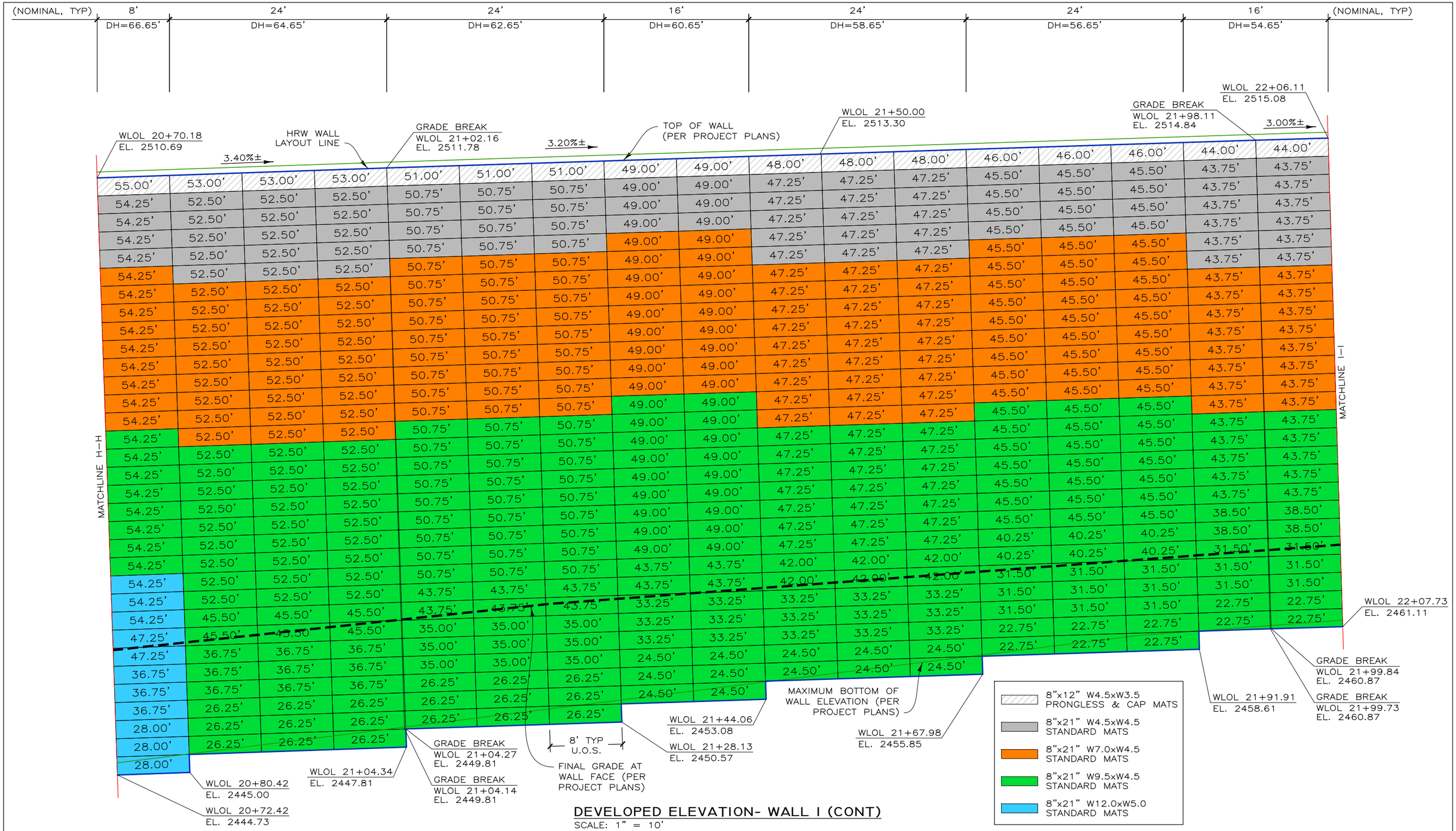

DEVELOPED ELEVATION- WALL 1 (CONT)

SCALE: 1" = 10'

THIS DRAWING IS FURNISHED SOLELY FOR THE USE OF OR IN CONNECTION WITH THIS PROJECT AND THE PROPRIETARY INFORMATION SHOWN HEREON IS NOT TO BE TRANSMITTED TO ANY OTHER ORGANIZATION WITHOUT SPECIFIC AUTHORIZATION BY THE HILFIKER COMPANY. HILFIKER RETAINING WALLS ARE PROTECTED BY ONE OR MORE OF THE FOLLOWING PATENTS: 243,613; 243,697; 288,616; 4,117,686; 4,329,089; 4,324,508; 4,391,557; 4,505,621; 4,343,318; 4,661,023; 4,856,939; 4,929,125; 5,076,735; 5,647,695; 5,722,799; 5,733,072; 6,357,970B1; 6,874,975B2; 7,033,118B2; AND OTHERS. OTHER PATENTS PENDING (2008)

REV.NO.	DATE	BY	DESCRIPTION
1	21 NOV 23	NMD	TYPE 2E WORKING DRAWINGS (DRAFT)
2	4 MAR 24	NMD	WSDOT PLAN CHECK COMMENT RESPONSE
3	4 JUN 24	NMD	WSDOT PLAN CHECK COMMENT RESPONSE
4	11 JUL 24	NMD	WSDOT PLAN CHECK COMMENT RESPONSE

GRAPHIC SCALE
LINE IS 20 UNITS LONG ON ORIGINAL DRAWING
0 10 20

PROJ. MGR. HKH
DRAWN BY NMD
REVIEWED BY DH

HILFIKER RETAINING WALLS
1902 Hilfiker Lane
Eureka, CA 95503-5711
TOLL-FREE 800.762.8962
PH 707.443.5093 FAX 707.443.2891
WEBSITE www.hilfiker.com E-MAIL info@hilfiker.com

DWG DATE 4 MAY 22
REVISION DATE 11 JUL 24
SCALE NOTED

TYPE 2E WORKING DRAWINGS
WELDED WIRE WALL
I-90 SNOQUALMIE PASS EAST PROJECT
WASHINGTON STATE DEPARTMENT OF TRANSPORTATION
CABIN CREEK, WASHINGTON
DEVELOPED ELEVATION– WALL 1 (CONT)

PROJECT NO. 220301BW
SHEET 10 OF 41

220301BW– I-90 CABIN CREEK

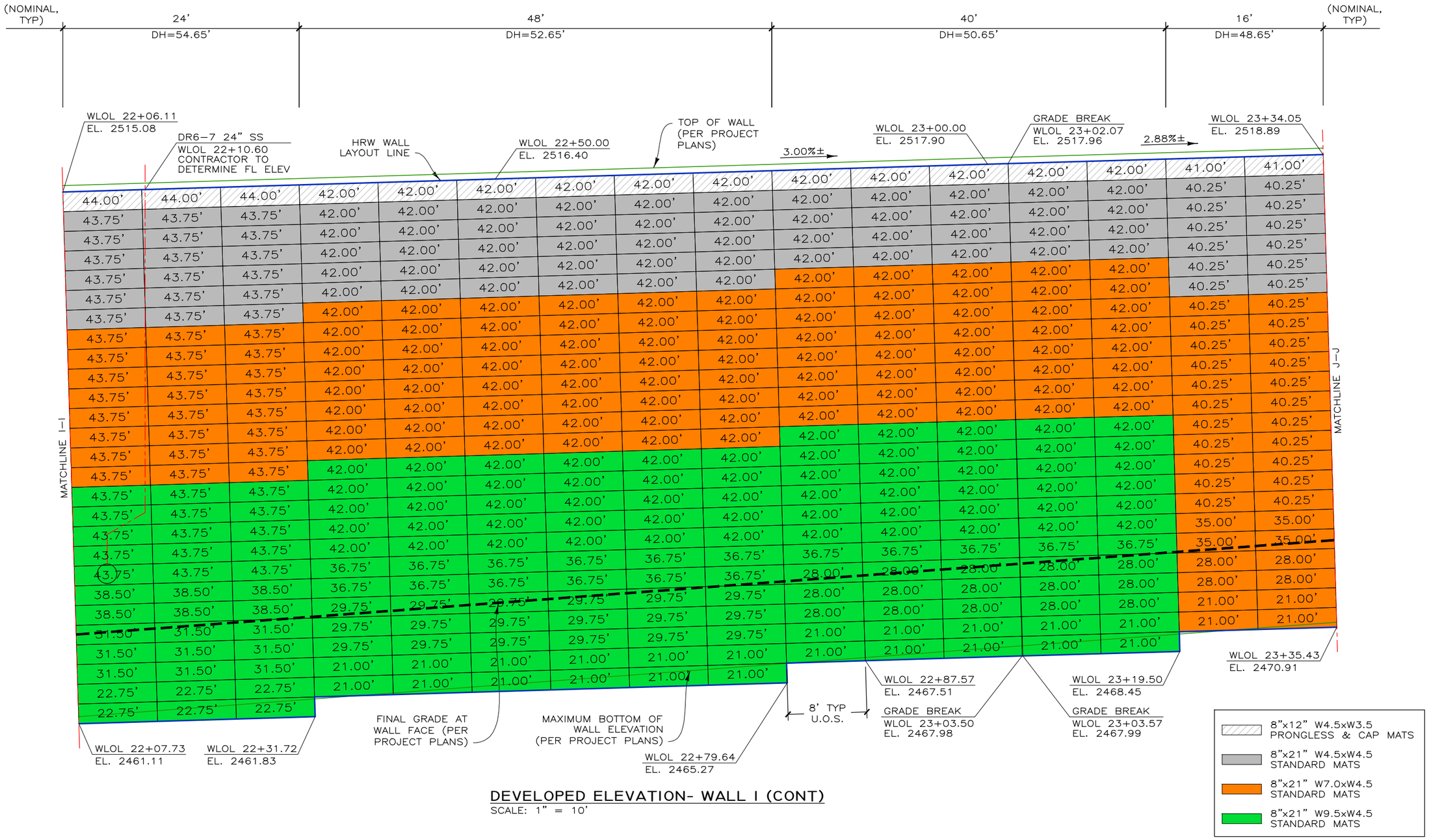

DEVELOPED ELEVATION- WALL I (CONT)

SCALE: 1" = 10'

220301BW- I-90 CABIN CREEK

THIS DRAWING IS FURNISHED SOLELY FOR THE USE OF OR IN CONNECTION WITH THIS PROJECT AND THE PROPRIETARY INFORMATION SHOWN HEREON IS NOT TO BE TRANSMITTED TO ANY OTHER ORGANIZATION WITHOUT SPECIFIC AUTHORIZATION BY THE HILFIKER COMPANY. HILFIKER RETAINING WALLS ARE PROTECTED BY ONE OR MORE OF THE FOLLOWING PATENTS: 243,613; 243,697; 288,616; 4,117,686; 4,329,089; 4,324,508; 4,391,557; 4,505,621; 4,343,318; 4,661,023; 4,856,939; 4,929,125; 5,076,735; 5,647,695; 5,722,799; 5,733,072; 6,357,970B1; 6,874,975B2; 7,033,118B2; AND OTHERS. OTHER PATENTS PENDING (2008)

REV.NO.	DATE	BY	DESCRIPTION
1	21 NOV 23	NMD	TYPE 2E WORKING DRAWINGS (DRAFT)
2	4 MAR 24	NMD	WSDOT PLAN CHECK COMMENT RESPONSE
3	4 JUN 24	NMD	WSDOT PLAN CHECK COMMENT RESPONSE
4	11 JUL 24	NMD	WSDOT PLAN CHECK COMMENT RESPONSE

GRAPHIC SCALE
LINE IS 20 UNITS LONG ON ORIGINAL DRAWING
0 10 20

PROJ. MGR. HKH
DRAWN BY NMD
REVIEWED BY DH

HILFIKER RETAINING WALLS
1902 Hilfiker Lane
Eureka, CA 95503-5711
TOLL-FREE 800.762.8962
PH 707.443.5093 FAX 707.443.2891
WEBSITE www.hilfiker.com E-MAIL info@hilfiker.com

DWG DATE 4 MAY 22
REVISION DATE 11 JUL 24
SCALE NOTED

TYPE 2E WORKING DRAWINGS
WELDED WIRE WALL
I-90 SNOQUALMIE PASS EAST PROJECT
WASHINGTON STATE DEPARTMENT OF TRANSPORTATION
CABIN CREEK, WASHINGTON
DEVELOPED ELEVATION– WALL 1 (CONT)

PROJECT NO. 220301BW
SHEET 11 OF 41



DEVELOPED ELEVATION- WALL 1 (CONT)

SCALE: 1" = 10'

THIS DRAWING IS FURNISHED SOLELY FOR THE USE OF OR IN CONNECTION WITH THIS PROJECT AND THE PROPRIETARY INFORMATION SHOWN HEREON IS NOT TO BE TRANSMITTED TO ANY OTHER ORGANIZATION WITHOUT SPECIFIC AUTHORIZATION BY THE HILFIKER COMPANY. HILFIKER RETAINING WALLS ARE PROTECTED BY ONE OR MORE OF THE FOLLOWING PATENTS: 243,613; 243,697; 288,616; 4,117,686; 4,329,089; 4,324,508; 4,391,557; 4,505,621; 4,343,318; 4,661,023; 4,856,939; 4,929,125; 5,076,735; 5,647,695; 5,722,799; 5,733,072; 6,357,970B1; 6,874,975B2; 7,033,118B2; AND OTHERS. OTHER PATENTS PENDING (2008)

REV.NO.	DATE	BY	DESCRIPTION
1	21 NOV 23	NMD	TYPE 2E WORKING DRAWINGS (DRAFT)
2	4 MAR 24	NMD	WSDOT PLAN CHECK COMMENT RESPONSE
3	4 JUN 24	NMD	WSDOT PLAN CHECK COMMENT RESPONSE
4	11 JUL 24	NMD	WSDOT PLAN CHECK COMMENT RESPONSE

GRAPHIC SCALE
LINE IS 20 UNITS LONG ON ORIGINAL DRAWING
0 10 20

PROJ. MGR. HKH
DRAWN BY NMD
REVIEWED BY DH

HILFIKER RETAINING WALLS
1902 Hilfiker Lane
Eureka, CA 95503-5711
TOLL-FREE 800.762.8962
PH 707.443.5093 FAX 707.443.2891
WEBSITE www.hilfiker.com E-MAIL info@hilfiker.com

DWG DATE 4 MAY 22
REVISION DATE 11 JUL 24
SCALE NOTED

TYPE 2E WORKING DRAWINGS
WELDED WIRE WALL
I-90 SNOQUALMIE PASS EAST PROJECT
WASHINGTON STATE DEPARTMENT OF TRANSPORTATION
CABIN CREEK, WASHINGTON
DEVELOPED ELEVATION– WALL 1 (CONT)

PROJECT NO. 220301BW
SHEET 12 OF 41

220301BW– I-90 CABIN CREEK

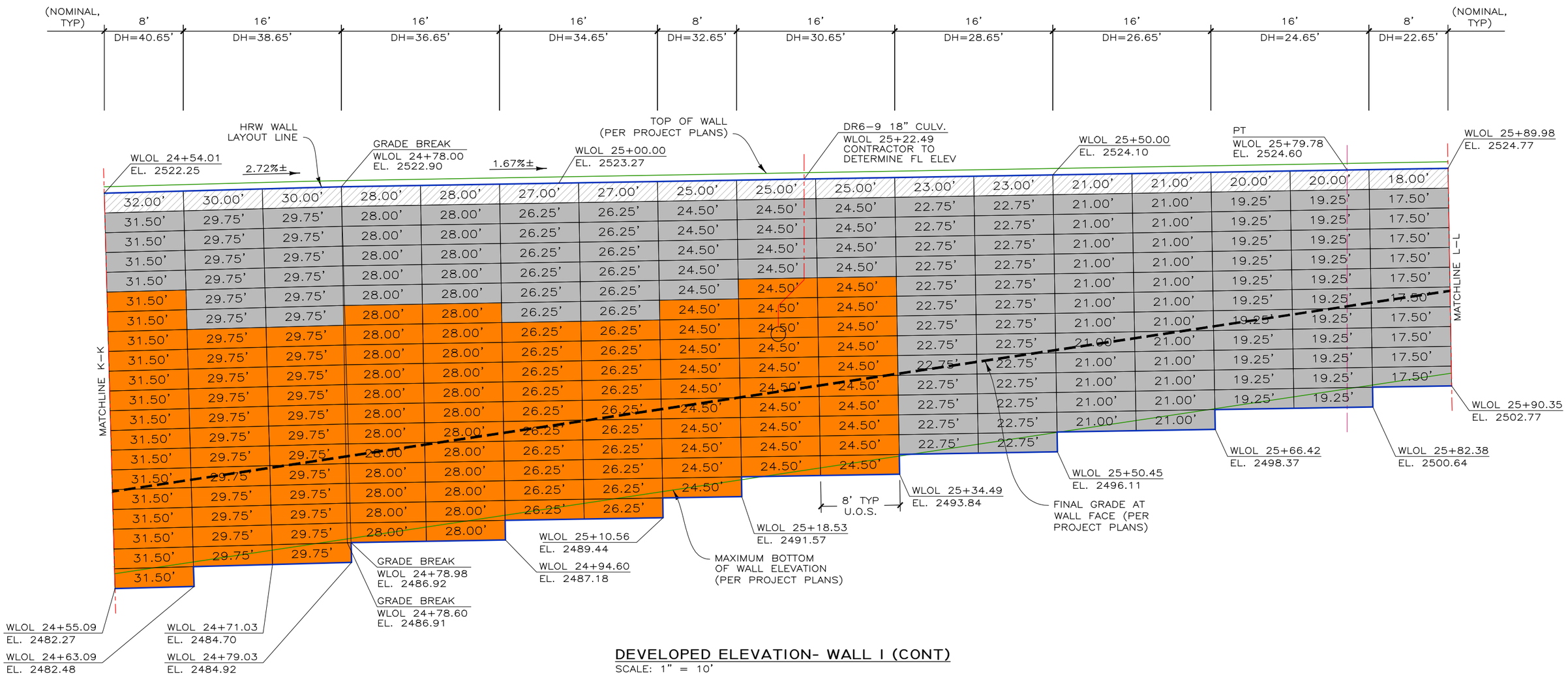

DEVELOPED ELEVATION- WALL 1 (CONT)

SCALE: 1" = 10'

THIS DRAWING IS FURNISHED SOLELY FOR THE USE OF OR IN CONNECTION WITH THIS PROJECT AND THE PROPRIETARY INFORMATION SHOWN HEREON IS NOT TO BE TRANSMITTED TO ANY OTHER ORGANIZATION WITHOUT SPECIFIC AUTHORIZATION BY THE HILFIKER COMPANY. HILFIKER RETAINING WALLS ARE PROTECTED BY ONE OR MORE OF THE FOLLOWING PATENTS: 243,613; 243,697; 288,616; 4,117,686; 4,329,089; 4,324,508; 4,391,557; 4,505,621; 4,343,318; 4,661,023; 4,856,939; 4,929,125; 5,076,735; 5,647,695; 5,722,799; 5,733,072; 6,357,970B1; 6,874,975B2; 7,033,118B2; AND OTHERS. OTHER PATENTS PENDING (2008)

REV.NO.	DATE	BY	DESCRIPTION
1	21 NOV 23	NMD	TYPE 2E WORKING DRAWINGS (DRAFT)
2	4 MAR 24	NMD	WSDOT PLAN CHECK COMMENT RESPONSE
3	4 JUN 24	NMD	WSDOT PLAN CHECK COMMENT RESPONSE
4	11 JUL 24	NMD	WSDOT PLAN CHECK COMMENT RESPONSE

GRAPHIC SCALE
LINE IS 20 UNITS LONG ON ORIGINAL DRAWING
0 10 20

PROJ. MGR. HKH
DRAWN BY NMD
REVIEWED BY DH

HILFIKER RETAINING WALLS
1902 Hilfiker Lane
Eureka, CA 95503-5711
TOLL-FREE 800.762.8962
PH 707.443.5093 FAX 707.443.2891
WEBSITE www.hilfiker.com E-MAIL info@hilfiker.com

DWG DATE 4 MAY 22
REVISION DATE 11 JUL 24
SCALE NOTED

TYPE 2E WORKING DRAWINGS

WELDED WIRE WALL
I-90 SNOQUALMIE PASS EAST PROJECT
WASHINGTON STATE DEPARTMENT OF TRANSPORTATION
CABIN CREEK, WASHINGTON

DEVELOPED ELEVATION– WALL 1 (CONT)

PROJECT NO. 220301BW
SHEET 13 OF 41

220301BW– I-90 CABIN CREEK

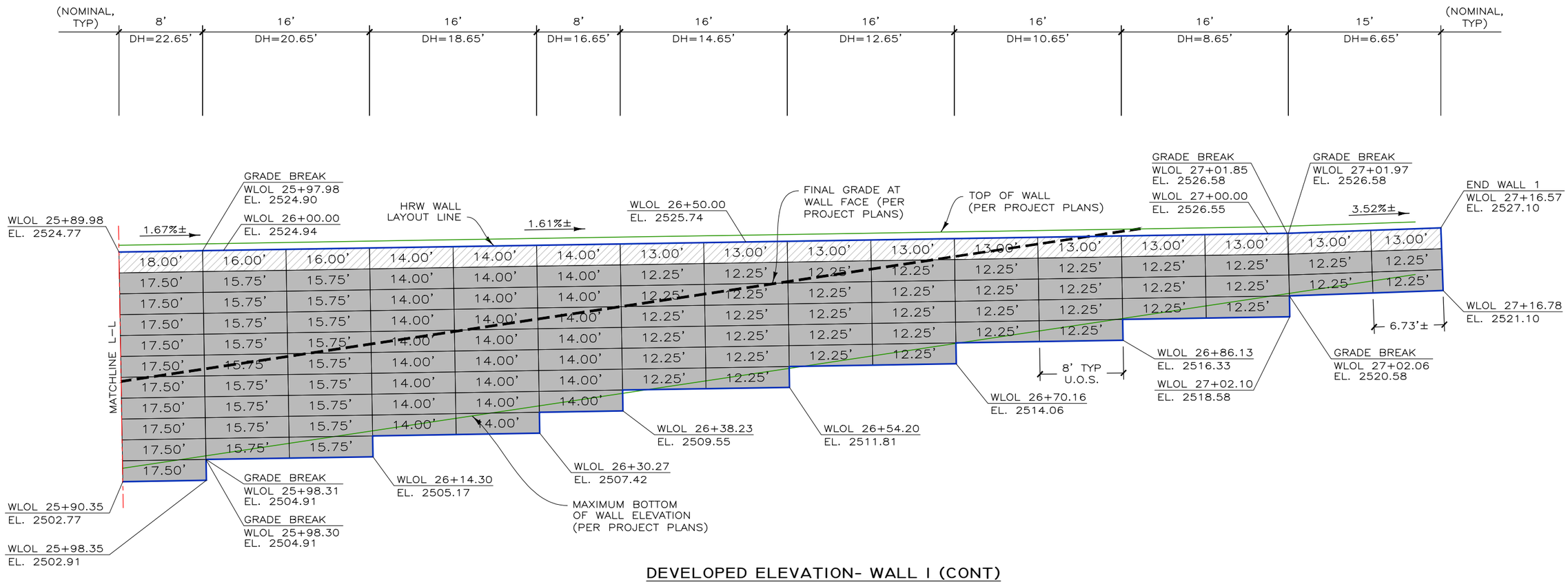

DEVELOPED ELEVATION- WALL 1 (CONT)

SCALE: 1" = 10'

8"x12" W4.5xW3.5 PRONGLESS & CAP MATS

8"x21" W4.5xW4.5 STANDARD MATS

220301BW— I-90 CABIN CREEK

THIS DRAWING IS FURNISHED SOLELY FOR THE USE OF OR IN CONNECTION WITH THIS PROJECT AND THE PROPRIETARY INFORMATION SHOWN HEREON IS NOT TO BE TRANSMITTED TO ANY OTHER ORGANIZATION WITHOUT SPECIFIC AUTHORIZATION BY THE HILFIKER COMPANY. HILFIKER RETAINING WALLS ARE PROTECTED BY ONE OR MORE OF THE FOLLOWING PATENTS: 243,613; 243,697; 288,616; 4,117,686; 4,329,089; 4,324,508; 4,391,557; 4,505,621; 4,343,318; 4,661,023; 4,856,939; 4,929,125; 5,076,735; 5,647,695; 5,722,799; 5,733,072; 6,357,970B1; 6,874,975B2; 7,033,118B2; AND OTHERS. OTHER PATENTS PENDING (2008)

REV.NO.	DATE	BY	DESCRIPTION
1	21 NOV 23	NMD	TYPE 2E WORKING DRAWINGS (DRAFT)
2	4 MAR 24	NMD	WSDOT PLAN CHECK COMMENT RESPONSE
3	4 JUN 24	NMD	WSDOT PLAN CHECK COMMENT RESPONSE
4	11 JUL 24	NMD	WSDOT PLAN CHECK COMMENT RESPONSE

GRAPHIC SCALE
LINE IS 20 UNITS LONG ON ORIGINAL DRAWING
0 10 20

PROJ. MGR. HKH
DRAWN BY NMD
REVIEWED BY DH

HILFIKER RETAINING WALLS
1902 Hilfiker Lane
Eureka, CA 95503-5711
TOLL-FREE 800.762.8962
PH 707.443.5093 FAX 707.443.2891
WEBSITE www.hilfiker.com E-MAIL info@hilfiker.com

DWG DATE 4 MAY 22
REVISION DATE 11 JUL 24
SCALE NOTED

TYPE 2E WORKING DRAWINGS
WELDED WIRE WALL
I-90 SNOQUALMIE PASS EAST PROJECT
WASHINGTON STATE DEPARTMENT OF TRANSPORTATION
CABIN CREEK, WASHINGTON
DEVELOPED ELEVATION— WALL 1 (CONT)

PROJECT NO. 220301BW
SHEET 14 OF 41

	A	B
1	ESTIMATED QUANTITIES- WALL 2	
2	WIRE SIZE	FACE AREA
3	8"x21" W9.5xW4.5 STANDARD MATS	15,136 SQ. FT.
4	8"x21" W7.0xW4.5 STANDARD MATS	36,960 SQ. FT.
5	8"x21" W4.5xW4.5 STANDARD MATS	20,000 SQ. FT.
6	8"x12" W4.5xW3.5 PRONGLESS & CAP MATS	3,696 SQ. FT.
7	TOTAL WALL FACE	75,792 SQ. FT.

ESTIMATED QUANTITIES- WALL 2	
BACKING MATS (2'–0" HIGH)	4,795 EA
FILTER FABRIC (7'–6" WIDE)	38,360 LF
HOG RINGS	113,700 EA
PLIERS	25 EA

NOT SUPPLIED BY HILFIKER

SELECT ROCK FOR FACE (NEATLINE, IN PLACE)	4,211 CY
FREE DRAINING BACKFILL (NEATLINE, IN PLACE)	94,038 CY

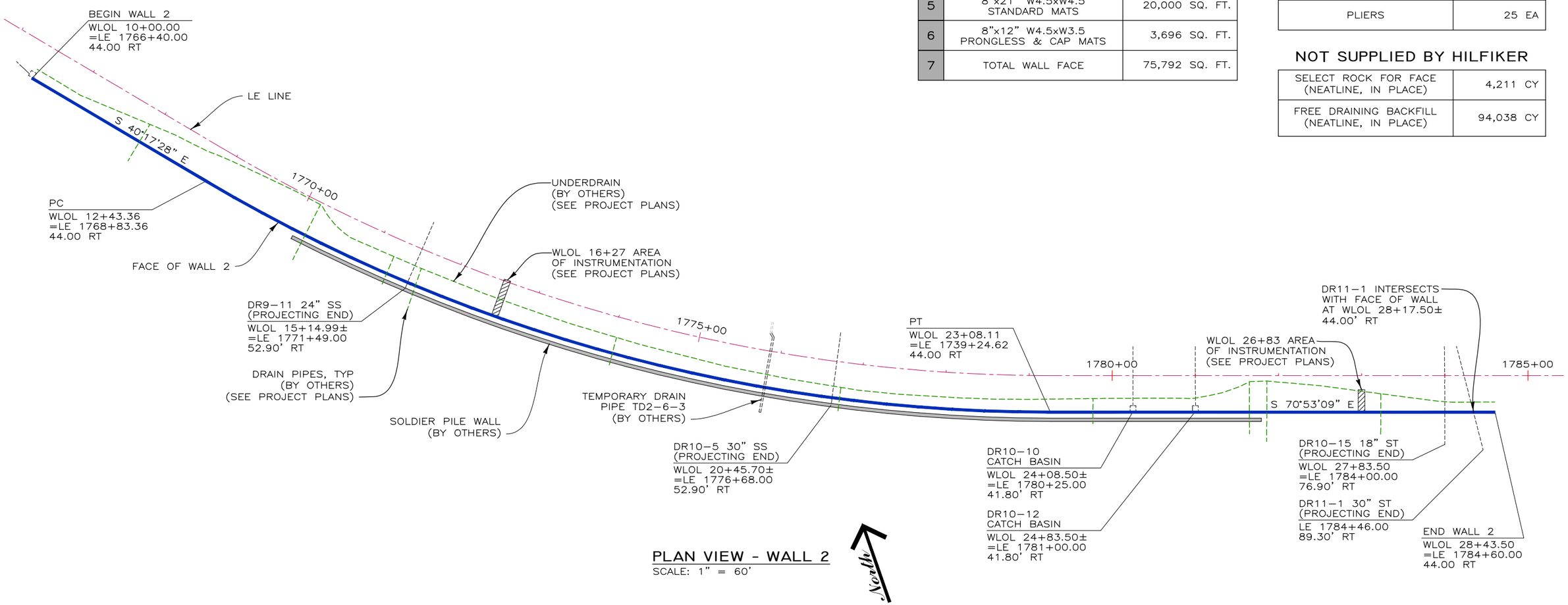

PLAN VIEW - WALL 2
SCALE: 1" = 60'

220301BW– I–90 CABIN CREEK

THIS DRAWING IS FURNISHED SOLELY FOR THE USE OF OR IN CONNECTION WITH THIS PROJECT AND THE PROPRIETARY INFORMATION SHOWN HEREON IS NOT TO BE TRANSMITTED TO ANY OTHER ORGANIZATION WITHOUT SPECIFIC AUTHORIZATION BY THE HILFIKER COMPANY. HILFIKER RETAINING WALLS ARE PROTECTED BY ONE OR MORE OF THE FOLLOWING PATENTS: 243,613; 243,697; 288,616; 4,117,686; 4,329,089; 4,324,508; 4,391,557; 4,505,621; 4,343,318; 4,661,023; 4,856,939; 4,929,125; 5,076,735; 5,647,695; 5,722,799; 5,733,072; 6,357,970B1; 6,874,975B2; 7,033,118B2; AND OTHERS. OTHER PATENTS PENDING (2008)

REV.NO.	DATE	BY	DESCRIPTION
1	21 NOV 23	NMD	TYPE 2E WORKING DRAWINGS (DRAFT)
2	4 MAR 24	NMD	WSDOT PLAN CHECK COMMENT RESPONSE
3	4 JUN 24	NMD	WSDOT PLAN CHECK COMMENT RESPONSE
4	11 JUL 24	NMD	WSDOT PLAN CHECK COMMENT RESPONSE

GRAPHIC SCALE
LINE IS 20 UNITS LONG ON ORIGINAL DRAWING
0 10 20

PROJ. MGR. HKH
DRAWN BY NMD
REVIEWED BY DH

HILFIKER RETAINING WALLS
1902 Hilfiker Lane
Eureka, CA 95503-5711
TOLL-FREE 800.762.8962
PH 707.443.5093 FAX 707.443.2891
WEBSITE www.hilfiker.com E-MAIL info@hilfiker.com

DWG DATE 4 MAY 22
REVISION DATE 11 JUL 24
SCALE NOTED

TYPE 2E WORKING DRAWINGS
WELDED WIRE WALL
I-90 SNOQUALMIE PASS EAST PROJECT
WASHINGTON STATE DEPARTMENT OF TRANSPORTATION
CABIN CREEK, WASHINGTON
WALL 2 PLAN & QUANTITIES

PROJECT NO. 220301BW
SHEET 15 OF 41

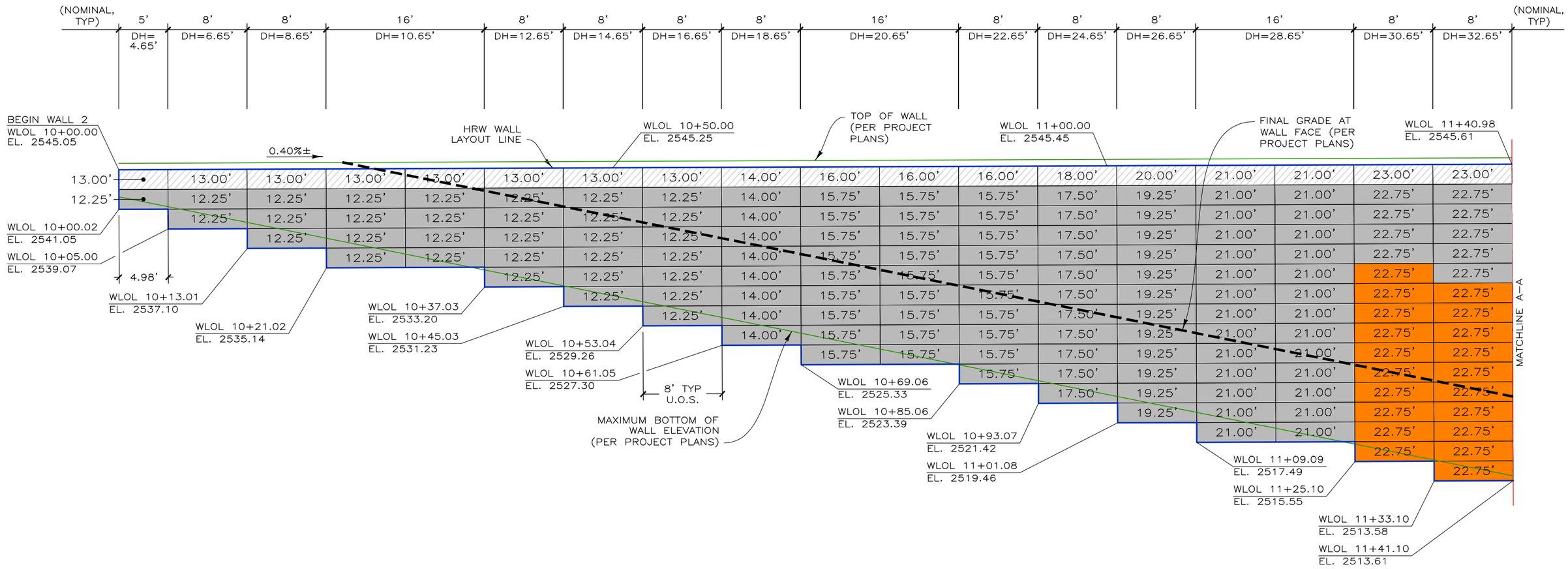

DEVELOPED ELEVATION- WALL 2

SCALE: 1" = 10'

8"x12" W4.5xW3.5 PRONGLESS & CAP MATS

8"x21" W4.5xW4.5 STANDARD MATS

8"x21" W7.0xW4.5 STANDARD MATS

THIS DRAWING IS FURNISHED SOLELY FOR THE USE OF OR IN CONNECTION WITH THIS PROJECT AND THE PROPRIETARY INFORMATION SHOWN HEREON IS NOT TO BE TRANSMITTED TO ANY OTHER ORGANIZATION WITHOUT SPECIFIC AUTHORIZATION BY THE HILFIKER COMPANY. HILFIKER RETAINING WALLS ARE PROTECTED BY ONE OR MORE OF THE FOLLOWING PATENTS: 243,613; 243,697; 288,616; 4,117,686; 4,329,089; 4,324,508; 4,391,557; 4,505,621; 4,343,318; 4,661,023; 4,856,939; 4,929,125; 5,076,735; 5,647,695; 5,722,799; 5,733,072; 6,357,970B1; 6,874,975B2; 7,033,118B2; AND OTHERS. OTHER PATENTS PENDING (2008)

REV.NO.	DATE	BY	DESCRIPTION
1	21 NOV 23	NMD	TYPE 2E WORKING DRAWINGS (DRAFT)
2	4 MAR 24	NMD	WSDOT PLAN CHECK COMMENT RESPONSE
3	4 JUN 24	NMD	WSDOT PLAN CHECK COMMENT RESPONSE
4	11 JUL 24	NMD	WSDOT PLAN CHECK COMMENT RESPONSE

GRAPHIC SCALE

LINE IS 20 UNITS LONG ON ORIGINAL DRAWING

0 10 20

PROJ. MGR. HKH

DRAWN BY NMD

REVIEWED BY DH

HILFIKER RETAINING WALLS

1902 Hilfiker Lane
Eureka, CA 95503-5711
TOLL-FREE 800.762.8962
PH 707.443.5093 FAX 707.443.2891
WEBSITE www.hilfiker.com E-MAIL info@hilfiker.com

DWG DATE 4 MAY 22

REVISION DATE 11 JUL 24

SCALE NOTED

TYPE 2E WORKING DRAWINGS

WELDED WIRE WALL

I-90 SNOQUALMIE PASS EAST PROJECT

WASHINGTON STATE DEPARTMENT OF TRANSPORTATION

CABIN CREEK, WASHINGTON

DEVELOPED ELEVATION— WALL 2

PROJECT NO. 220301BW

SHEET 16 OF 41

220301BW— I-90 CABIN CREEK

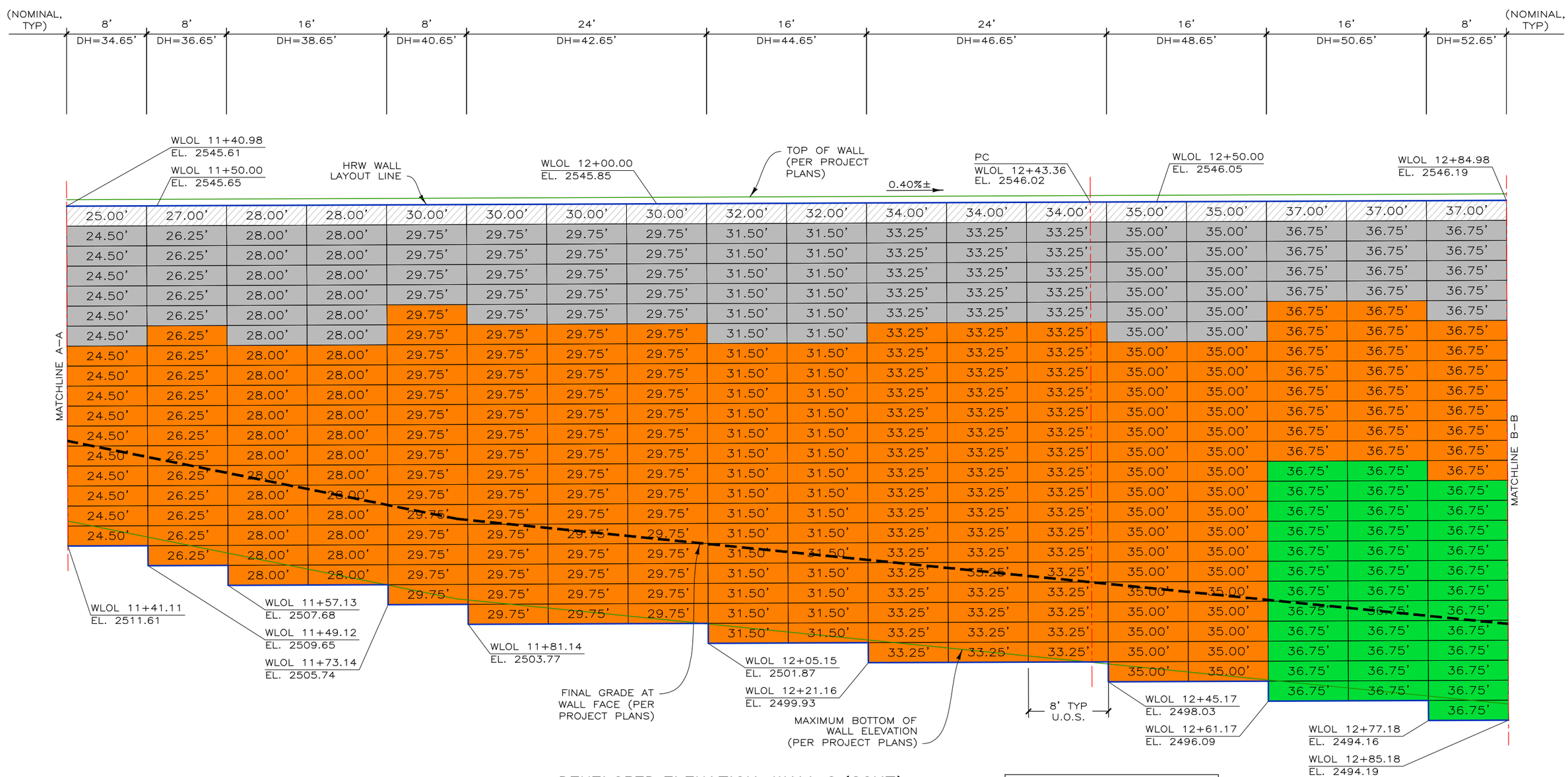

DEVELOPED ELEVATION- WALL 2 (CONT)

SCALE: 1" = 10'

THIS DRAWING IS FURNISHED SOLELY FOR THE USE OF OR IN CONNECTION WITH THIS PROJECT AND THE PROPRIETARY INFORMATION SHOWN HEREON IS NOT TO BE TRANSMITTED TO ANY OTHER ORGANIZATION WITHOUT SPECIFIC AUTHORIZATION BY THE HILFIKER COMPANY. HILFIKER RETAINING WALLS ARE PROTECTED BY ONE OR MORE OF THE FOLLOWING PATENTS: 243,613; 243,697; 288,616; 4,117,686; 4,329,089; 4,324,508; 4,391,557; 4,505,621; 4,343,318; 4,661,023; 4,856,939; 4,929,125; 5,076,735; 5,647,695; 5,722,799; 5,733,072; 6,357,970B1; 6,874,975B2; 7,033,118B2; AND OTHERS. OTHER PATENTS PENDING (2008)

REV.NO.	DATE	BY	DESCRIPTION
1	21 NOV 23	NMD	TYPE 2E WORKING DRAWINGS (DRAFT)
2	4 MAR 24	NMD	WSDOT PLAN CHECK COMMENT RESPONSE
3	4 JUN 24	NMD	WSDOT PLAN CHECK COMMENT RESPONSE
4	11 JUL 24	NMD	WSDOT PLAN CHECK COMMENT RESPONSE

GRAPHIC SCALE
LINE IS 20 UNITS LONG ON ORIGINAL DRAWING
0 10 20

PROJ. MGR. HKH
DRAWN BY NMD
REVIEWED BY DH

HILFIKER RETAINING WALLS
1902 Hilfiker Lane
Eureka, CA 95503-5711
TOLL-FREE 800.762.8962
PH 707.443.5093 FAX 707.443.2891
WEBSITE www.hilfiker.com E-MAIL info@hilfiker.com

DWG DATE 4 MAY 22
REVISION DATE 11 JUL 24
SCALE NOTED

TYPE 2E WORKING DRAWINGS
WELDED WIRE WALL
I-90 SNOQUALMIE PASS EAST PROJECT
WASHINGTON STATE DEPARTMENT OF TRANSPORTATION
CABIN CREEK, WASHINGTON
DEVELOPED ELEVATION– WALL 2 (CONT)

PROJECT NO. 220301BW
SHEET 17 OF 41

220301BW– I-90 CABIN CREEK

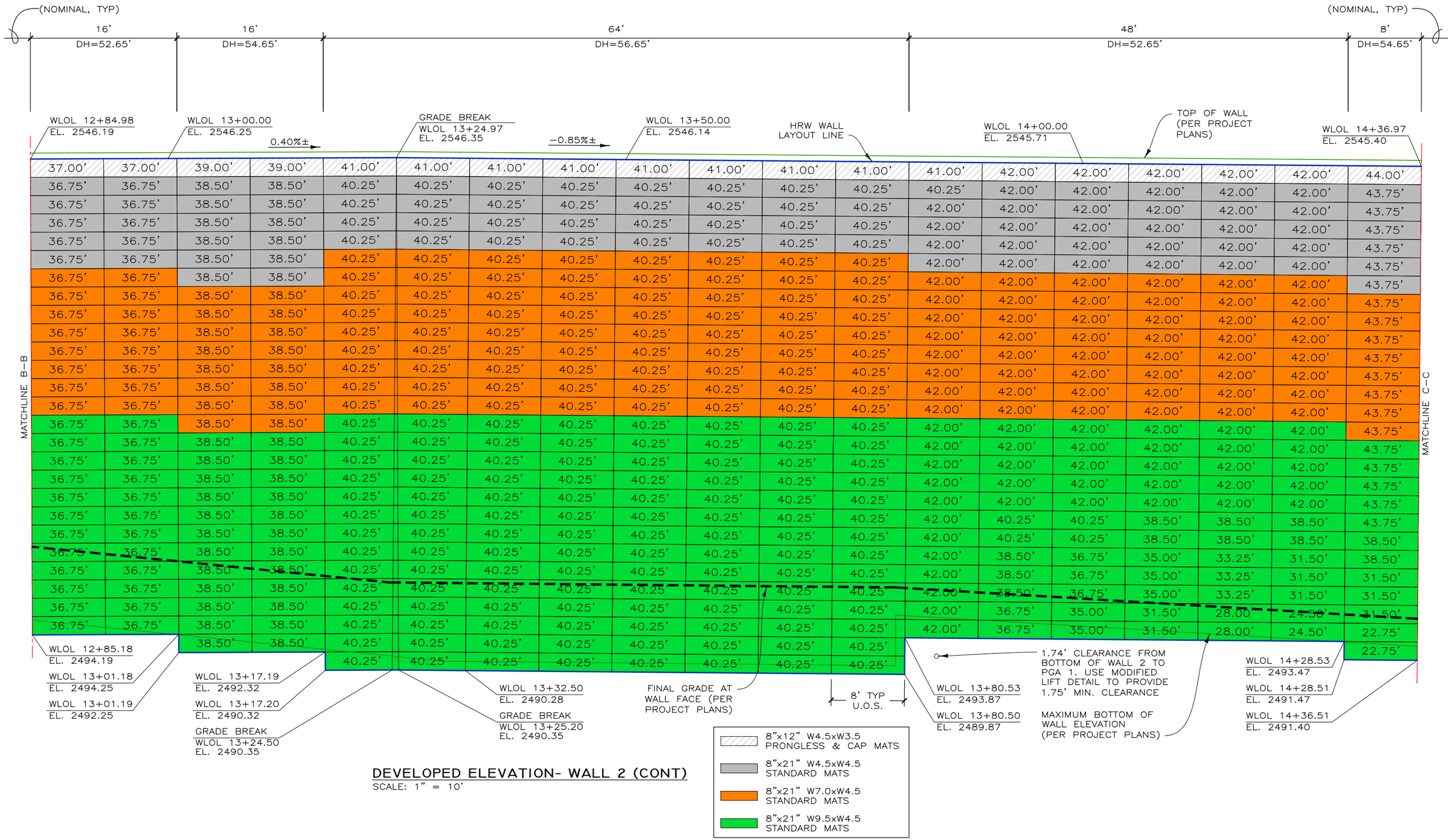

DEVELOPED ELEVATION- WALL 2 (CONT)

SCALE: 1" = 10'

220301BW– I–90 CABIN CREEK

THIS DRAWING IS FURNISHED SOLELY FOR THE USE OF OR IN CONNECTION WITH THIS PROJECT AND THE PROPRIETARY INFORMATION SHOWN HEREON IS NOT TO BE TRANSMITTED TO ANY OTHER ORGANIZATION WITHOUT SPECIFIC AUTHORIZATION BY THE HILFIKER COMPANY. HILFIKER RETAINING WALLS ARE PROTECTED BY ONE OR MORE OF THE FOLLOWING PATENTS: 243,613; 243,697; 288,616; 4,117,686; 4,328,089; 4,324,508; 4,391,557; 4,505,621; 4,343,318; 4,661,023; 4,856,939; 4,929,125; 5,076,735; 5,647,695; 5,722,799; 5,733,072; 6,357,970B1; 6,874,975B2; 7,033,118B2; AND OTHERS. OTHER PATENTS PENDING (2008)

REV.NO.	DATE	BY	DESCRIPTION
1	21 NOV 23	NMD	TYPE 2E WORKING DRAWINGS (DRAFT)
2	4 MAR 24	NMD	WSDOT PLAN CHECK COMMENT RESPONSE
3	4 JUN 24	NMD	WSDOT PLAN CHECK COMMENT RESPONSE
4	11 JUL 24	NMD	WSDOT PLAN CHECK COMMENT RESPONSE

GRAPHIC SCALE

LINE IS 20 UNITS LONG ON ORIGINAL DRAWING

0 10 20

PROJ. MGR. HKH

DRAWN BY NMD

REVIEWED BY DH

HILFIKER RETAINING WALLS

1902 Hilfiker Lane
Eureka, CA 95503-5711
TOLL-FREE 800.762.8962
PH 707.443.5093 FAX 707.443.2891
WEBSITE www.hilfiker.com E-MAIL info@hilfiker.com

DWG DATE 4 MAY 22

REVISION DATE 11 JUL 24

SCALE NOTED

TYPE 2E WORKING DRAWINGS

WELDED WIRE WALL

I-90 SNOQUALMIE PASS EAST PROJECT

WASHINGTON STATE DEPARTMENT OF TRANSPORTATION

CABIN CREEK, WASHINGTON

DEVELOPED ELEVATION– WALL 2 (CONT)

PROJECT NO. 220301BW

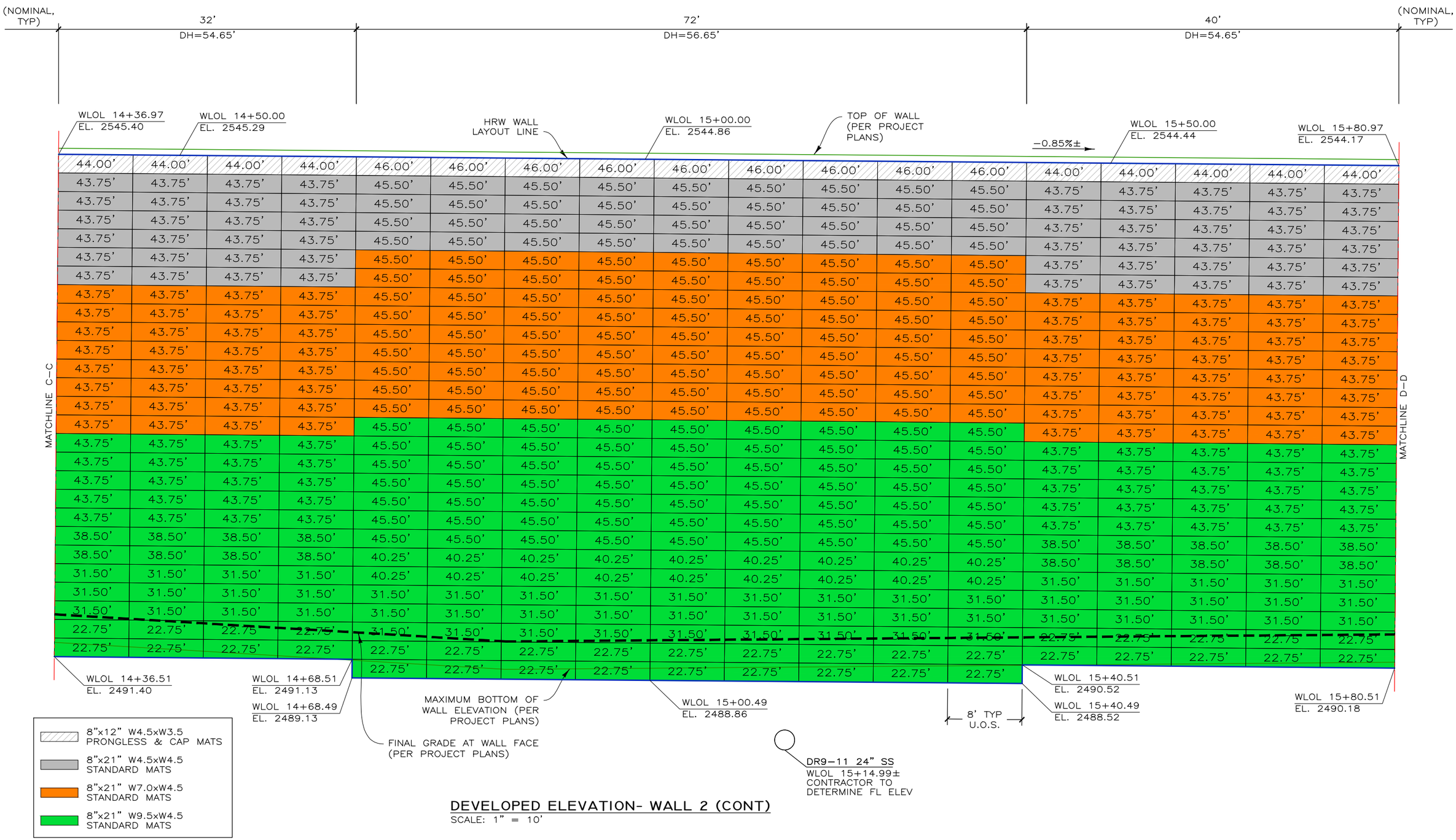

DEVELOPED ELEVATION- WALL 2 (CONT)

SCALE: 1" = 10'

THIS DRAWING IS FURNISHED SOLELY FOR THE USE OF OR IN CONNECTION WITH THIS PROJECT AND THE PROPRIETARY INFORMATION SHOWN HEREON IS NOT TO BE TRANSMITTED TO ANY OTHER ORGANIZATION WITHOUT SPECIFIC AUTHORIZATION BY THE HILFIKER COMPANY. HILFIKER RETAINING WALLS ARE PROTECTED BY ONE OR MORE OF THE FOLLOWING PATENTS: 243,613; 243,697; 288,616; 4,117,686; 4,329,089; 4,324,508; 4,391,557; 4,505,621; 4,343,318; 4,661,023; 4,856,939; 4,929,125; 5,076,735; 5,647,695; 5,722,799; 5,733,072; 6,357,970B1; 6,874,975B2; 7,033,118B2; AND OTHERS. OTHER PATENTS PENDING (2008)

REV.NO.	DATE	BY	DESCRIPTION
1	21 NOV 23	NMD	TYPE 2E WORKING DRAWINGS (DRAFT)
2	4 MAR 24	NMD	WSDOT PLAN CHECK COMMENT RESPONSE
3	4 JUN 24	NMD	WSDOT PLAN CHECK COMMENT RESPONSE
4	11 JUL 24	NMD	WSDOT PLAN CHECK COMMENT RESPONSE

GRAPHIC SCALE
LINE IS 20 UNITS LONG ON ORIGINAL DRAWING
0 10 20

PROJ. MGR. HKH
DRAWN BY NMD
REVIEWED BY DH

HILFIKER RETAINING WALLS
1902 Hilfiker Lane
Eureka, CA 95503-5711
TOLL-FREE 800.762.8962
PH 707.443.5093 FAX 707.443.2891
WEBSITE www.hilfiker.com E-MAIL info@hilfiker.com

DWG DATE 4 MAY 22
REVISION DATE 11 JUL 24
SCALE NOTED

TYPE 2E WORKING DRAWINGS
WELDED WIRE WALL
I-90 SNOQUALMIE PASS EAST PROJECT
WASHINGTON STATE DEPARTMENT OF TRANSPORTATION
CABIN CREEK, WASHINGTON
DEVELOPED ELEVATION- WALL 2 (CONT)

PROJECT NO. 220301BW
SHEET 19 OF 41

220301BW- I-90 CABIN CREEK

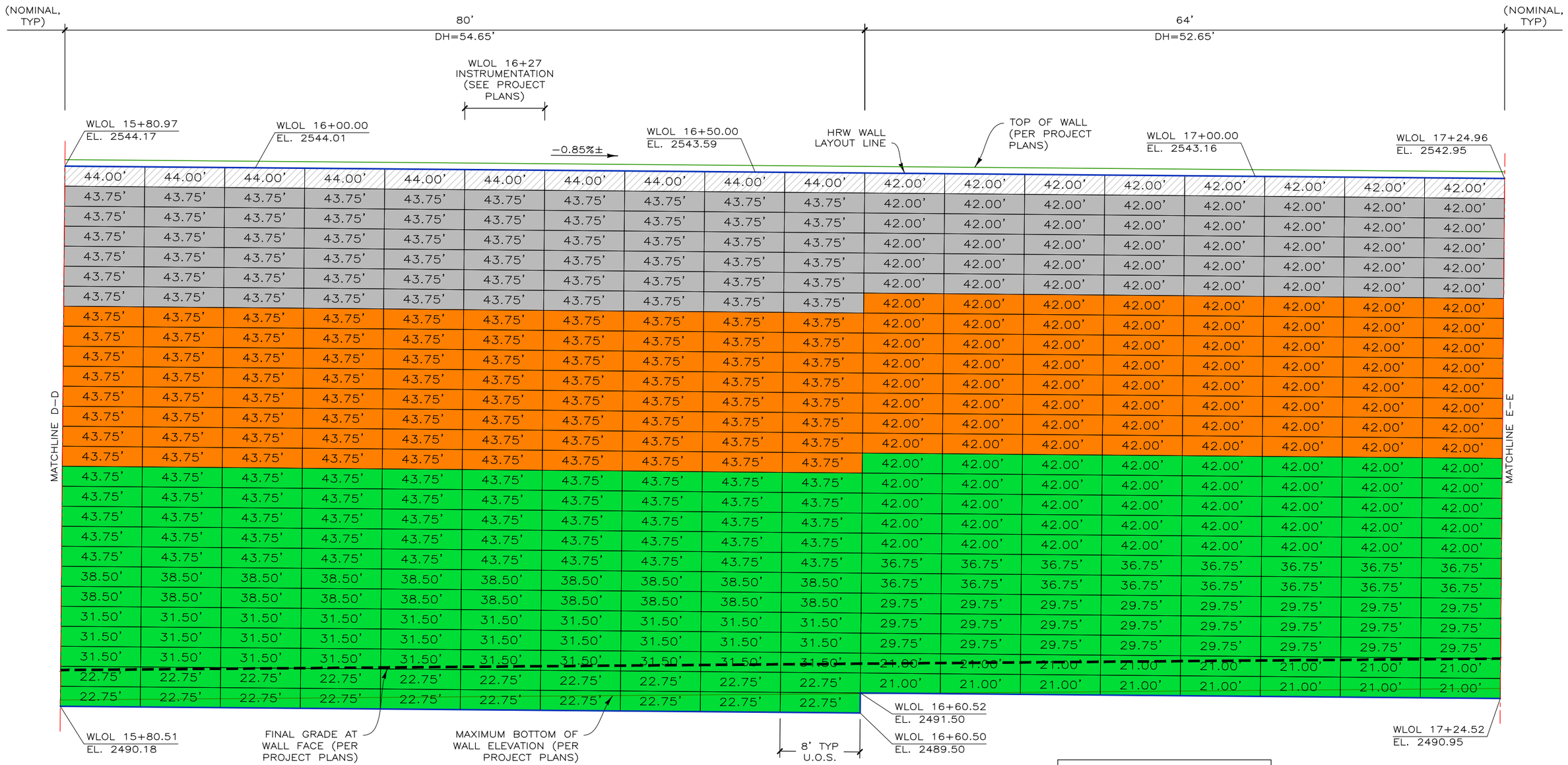

DEVELOPED ELEVATION- WALL 2 (CONT)

SCALE: 1" = 10'

THIS DRAWING IS FURNISHED SOLELY FOR THE USE OF OR IN CONNECTION WITH THIS PROJECT AND THE PROPRIETARY INFORMATION SHOWN HEREON IS NOT TO BE TRANSMITTED TO ANY OTHER ORGANIZATION WITHOUT SPECIFIC AUTHORIZATION BY THE HILFIKER COMPANY. HILFIKER RETAINING WALLS ARE PROTECTED BY ONE OR MORE OF THE FOLLOWING PATENTS: 243,613; 243,697; 288,616; 4,117,686; 4,329,089; 4,324,508; 4,391,557; 4,505,621; 4,343,318; 4,661,023; 4,856,939; 4,929,125; 5,076,735; 5,647,695; 5,722,799; 5,733,072; 6,357,970B1; 6,874,975B2; 7,033,118B2; AND OTHERS. OTHER PATENTS PENDING (2008)

REV.NO.	DATE	BY	DESCRIPTION
1	21 NOV 23	NMD	TYPE 2E WORKING DRAWINGS (DRAFT)
2	4 MAR 24	NMD	WSDOT PLAN CHECK COMMENT RESPONSE
3	4 JUN 24	NMD	WSDOT PLAN CHECK COMMENT RESPONSE
4	11 JUL 24	NMD	WSDOT PLAN CHECK COMMENT RESPONSE

GRAPHIC SCALE
LINE IS 20 UNITS LONG ON ORIGINAL DRAWING
0 10 20

PROJ. MGR. HKH
DRAWN BY NMD
REVIEWED BY DH

HILFIKER RETAINING WALLS
1902 Hilfiker Lane
Eureka, CA 95503-5711
TOLL-FREE 800.762.8962
PH 707.443.5093 FAX 707.443.2891
WEBSITE www.hilfiker.com E-MAIL info@hilfiker.com

DWG DATE 4 MAY 22
REVISION DATE 11 JUL 24
SCALE NOTED

TYPE 2E WORKING DRAWINGS
WELDED WIRE WALL
I-90 SNOQUALMIE PASS EAST PROJECT
WASHINGTON STATE DEPARTMENT OF TRANSPORTATION
CABIN CREEK, WASHINGTON
DEVELOPED ELEVATION– WALL 2 (CONT)

PROJECT NO. 220301BW
SHEET 20 OF 41

220301BW– I-90 CABIN CREEK

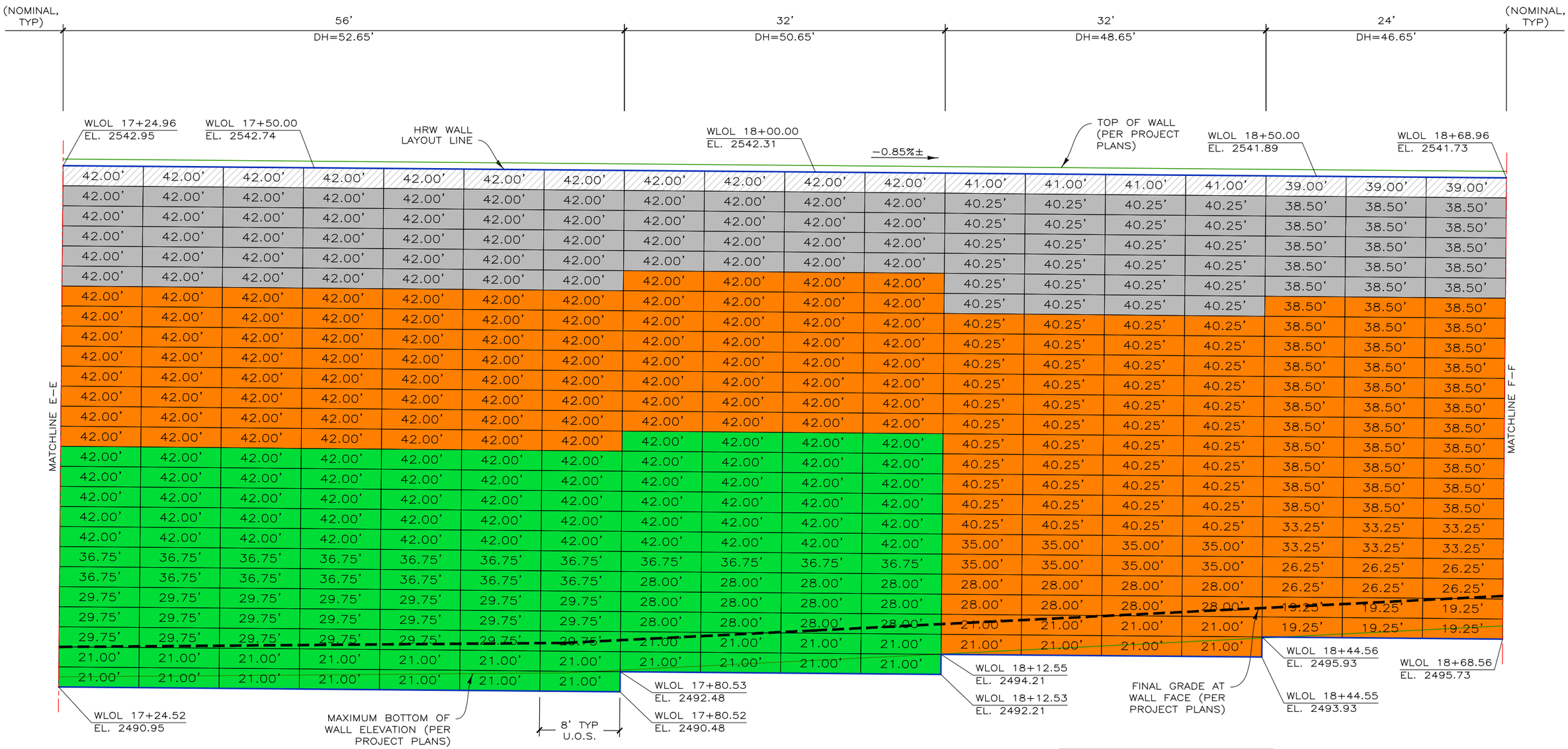

DEVELOPED ELEVATION- WALL 2 (CONT)

SCALE: 1" = 10'

THIS DRAWING IS FURNISHED SOLELY FOR THE USE OF OR IN CONNECTION WITH THIS PROJECT AND THE PROPRIETARY INFORMATION SHOWN HEREON IS NOT TO BE TRANSMITTED TO ANY OTHER ORGANIZATION WITHOUT SPECIFIC AUTHORIZATION BY THE HILFIKER COMPANY. HILFIKER RETAINING WALLS ARE PROTECTED BY ONE OR MORE OF THE FOLLOWING PATENTS: 243,613; 243,697; 288,616; 4,117,686; 4,329,089; 4,324,508; 4,391,557; 4,505,621; 4,343,318; 4,661,023; 4,856,939; 4,929,125; 5,076,735; 5,647,695; 5,722,799; 5,733,072; 6,357,970B1; 6,874,975B2; 7,033,118B2; AND OTHERS. OTHER PATENTS PENDING (2008)

REV.NO.	DATE	BY	DESCRIPTION
1	21 NOV 23	NMD	TYPE 2E WORKING DRAWINGS (DRAFT)
2	4 MAR 24	NMD	WSDOT PLAN CHECK COMMENT RESPONSE
3	4 JUN 24	NMD	WSDOT PLAN CHECK COMMENT RESPONSE
4	11 JUL 24	NMD	WSDOT PLAN CHECK COMMENT RESPONSE

GRAPHIC SCALE
LINE IS 20 UNITS LONG ON ORIGINAL DRAWING
0 10 20

PROJ. MGR. HKH
DRAWN BY NMD
REVIEWED BY DH

HILFIKER RETAINING WALLS
1902 Hilfiker Lane
Eureka, CA 95503-5711
TOLL-FREE 800.762.8962
PH 707.443.5093 FAX 707.443.2891
WEBSITE www.hilfiker.com E-MAIL info@hilfiker.com

DWG DATE 4 MAY 22
REVISION DATE 11 JUL 24
SCALE NOTED

TYPE 2E WORKING DRAWINGS
WELDED WIRE WALL
I-90 SNOQUALMIE PASS EAST PROJECT
WASHINGTON STATE DEPARTMENT OF TRANSPORTATION
CABIN CREEK, WASHINGTON
DEVELOPED ELEVATION– WALL 2 (CONT)

PROJECT NO. 220301BW
SHEET 21 OF 41

220301BW– I-90 CABIN CREEK

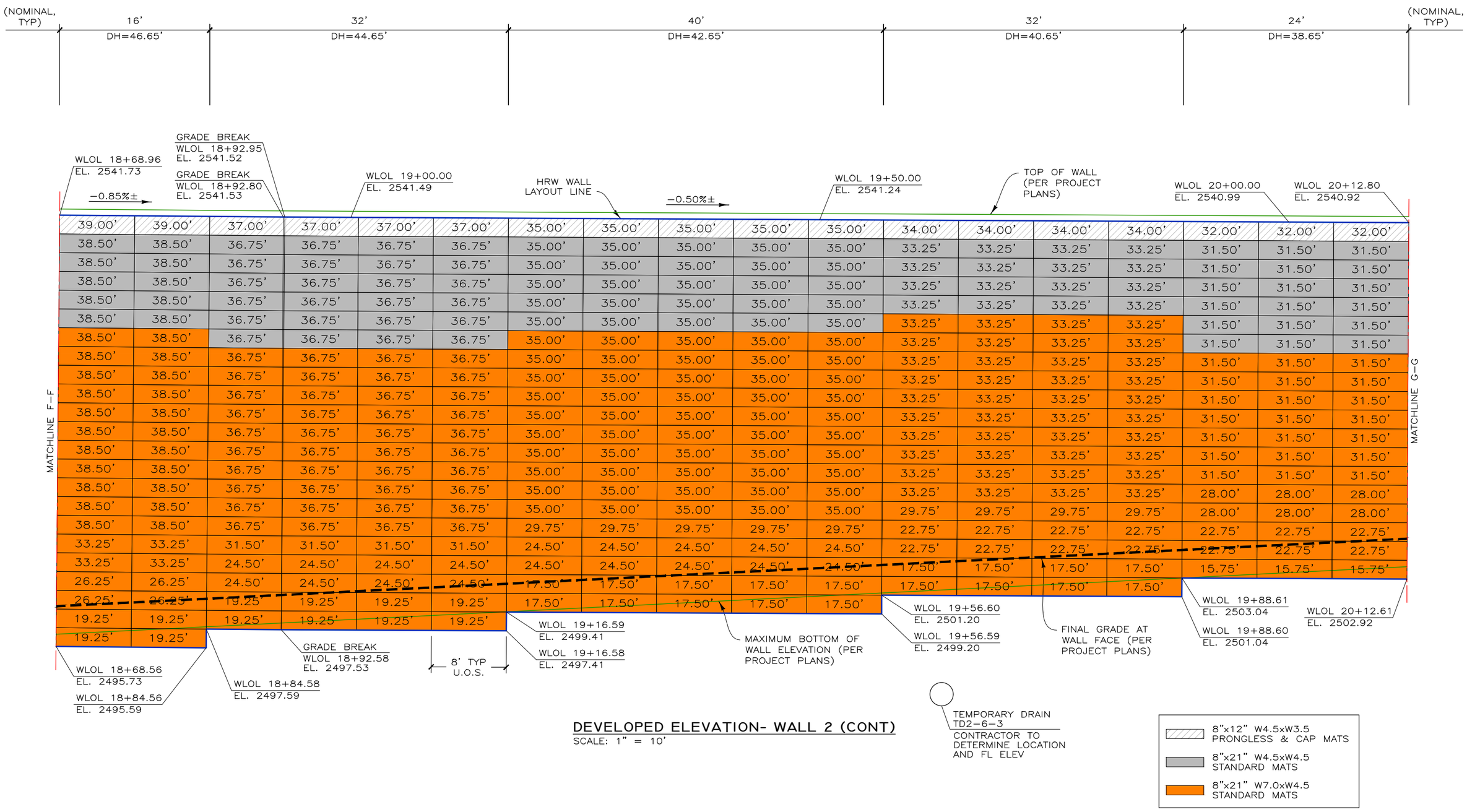

39.00'	39.00'	37.00'	37.00'	37.00'	37.00'	35.00'	35.00'	35.00'	35.00'	35.00'	34.00'	34.00'	34.00'	34.00'	32.00'	32.00'	32.00'
38.50'	38.50'	36.75'	36.75'	36.75'	36.75'	35.00'	35.00'	35.00'	35.00'	35.00'	33.25'	33.25'	33.25'	33.25'	31.50'	31.50'	31.50'
38.50'	38.50'	36.75'	36.75'	36.75'	36.75'	35.00'	35.00'	35.00'	35.00'	35.00'	33.25'	33.25'	33.25'	33.25'	31.50'	31.50'	31.50'
38.50'	38.50'	36.75'	36.75'	36.75'	36.75'	35.00'	35.00'	35.00'	35.00'	35.00'	33.25'	33.25'	33.25'	33.25'	31.50'	31.50'	31.50'
38.50'	38.50'	36.75'	36.75'	36.75'	36.75'	35.00'	35.00'	35.00'	35.00'	35.00'	33.25'	33.25'	33.25'	33.25'	31.50'	31.50'	31.50'
38.50'	38.50'	36.75'	36.75'	36.75'	36.75'	35.00'	35.00'	35.00'	35.00'	35.00'	33.25'	33.25'	33.25'	33.25'	31.50'	31.50'	31.50'
38.50'	38.50'	36.75'	36.75'	36.75'	36.75'	35.00'	35.00'	35.00'	35.00'	35.00'	33.25'	33.25'	33.25'	33.25'	31.50'	31.50'	31.50'
38.50'	38.50'	36.75'	36.75'	36.75'	36.75'	35.00'	35.00'	35.00'	35.00'	35.00'	33.25'	33.25'	33.25'	33.25'	31.50'	31.50'	31.50'
38.50'	38.50'	36.75'	36.75'	36.75'	36.75'	35.00'	35.00'	35.00'	35.00'	35.00'	33.25'	33.25'	33.25'	33.25'	31.50'	31.50'	31.50'
38.50'	38.50'	36.75'	36.75'	36.75'	36.75'	35.00'	35.00'	35.00'	35.00'	35.00'	33.25'	33.25'	33.25'	33.25'	31.50'	31.50'	31.50'
38.50'	38.50'	36.75'	36.75'	36.75'	36.75'	35.00'	35.00'	35.00'	35.00'	35.00'	33.25'	33.25'	33.25'	33.25'	31.50'	31.50'	31.50'
38.50'	38.50'	36.75'	36.75'	36.75'	36.75'	35.00'	35.00'	35.00'	35.00'	35.00'	33.25'	33.25'	33.25'	33.25'	31.50'	31.50'	31.50'
38.50'	38.50'	36.75'	36.75'	36.75'	36.75'	35.00'	35.00'	35.00'	35.00'	35.00'	33.25'	33.25'	33.25'	33.25'	28.00'	28.00'	28.00'
38.50'	38.50'	36.75'	36.75'	36.75'	36.75'	35.00'	35.00'	35.00'	35.00'	35.00'	29.75'	29.75'	29.75'	29.75'	28.00'	28.00'	28.00'
38.50'	38.50'	36.75'	36.75'	36.75'	36.75'	29.75'	29.75'	29.75'	29.75'	29.75'	22.75'	22.75'	22.75'	22.75'	22.75'	22.75'	22.75'
33.25'	33.25'	31.50'	31.50'	31.50'	31.50'	24.50'	24.50'	24.50'	24.50'	24.50'	22.75'	22.75'	22.75'	22.75'	22.75'	22.75'	22.75'
33.25'	33.25'	24.50'	24.50'	24.50'	24.50'	24.50'	24.50'	24.50'	24.50'	24.50'	17.50'	17.50'	17.50'	17.50'	15.75'	15.75'	15.75'
26.25'	26.25'	24.50'	24.50'	24.50'	24.50'	17.50'	17.50'	17.50'	17.50'	17.50'	17.50'	17.50'	17.50'	17.50'			
26.25'	26.25'	19.25'	19.25'	19.25'	19.25'	17.50'	17.50'	17.50'	17.50'	17.50'							
19.25'	19.25'	19.25'	19.25'	19.25'	19.25'												
19.25'	19.25'																

DEVELOPED ELEVATION- WALL 2 (CONT)

SCALE: 1" = 10'

THIS DRAWING IS FURNISHED SOLELY FOR THE USE OF OR IN CONNECTION WITH THIS PROJECT AND THE PROPRIETARY INFORMATION SHOWN HEREON IS NOT TO BE TRANSMITTED TO ANY OTHER ORGANIZATION WITHOUT SPECIFIC AUTHORIZATION BY THE HILFIKER COMPANY. HILFIKER RETAINING WALLS ARE PROTECTED BY ONE OR MORE OF THE FOLLOWING PATENTS: 243,613; 243,697; 288,616; 4,117,686; 4,329,089; 4,324,508; 4,391,557; 4,505,621; 4,343,318; 4,661,023; 4,856,939; 4,929,125; 5,076,735; 5,647,695; 5,722,799; 5,733,072; 6,357,970B1; 6,874,975B2; 7,033,118B2; AND OTHERS. OTHER PATENTS PENDING (2008)

REV.NO.	DATE	BY	DESCRIPTION
1	21 NOV 23	NMD	TYPE 2E WORKING DRAWINGS (DRAFT)
2	4 MAR 24	NMD	WSDOT PLAN CHECK COMMENT RESPONSE
3	4 JUN 24	NMD	WSDOT PLAN CHECK COMMENT RESPONSE
4	11 JUL 24	NMD	WSDOT PLAN CHECK COMMENT RESPONSE

GRAPHIC SCALE
LINE IS 20 UNITS LONG ON ORIGINAL DRAWING
0 10 20

PROJ. MGR. HKH
DRAWN BY NMD
REVIEWED BY DH

HILFIKER RETAINING WALLS
1902 Hilfiker Lane
Eureka, CA 95503-5711
TOLL-FREE 800.762.8962
PH 707.443.5093 FAX 707.443.2891
WEBSITE www.hilfiker.com E-MAIL info@hilfiker.com

DWG DATE 4 MAY 22
REVISION DATE 11 JUL 24
SCALE NOTED

TYPE 2E WORKING DRAWINGS
WELDED WIRE WALL
I-90 SNOQUALMIE PASS EAST PROJECT
WASHINGTON STATE DEPARTMENT OF TRANSPORTATION
CABIN CREEK, WASHINGTON
DEVELOPED ELEVATION– WALL 2 (CONT)

PROJECT NO. 220301BW
SHEET 22 OF 41

220301BW– I-90 CABIN CREEK

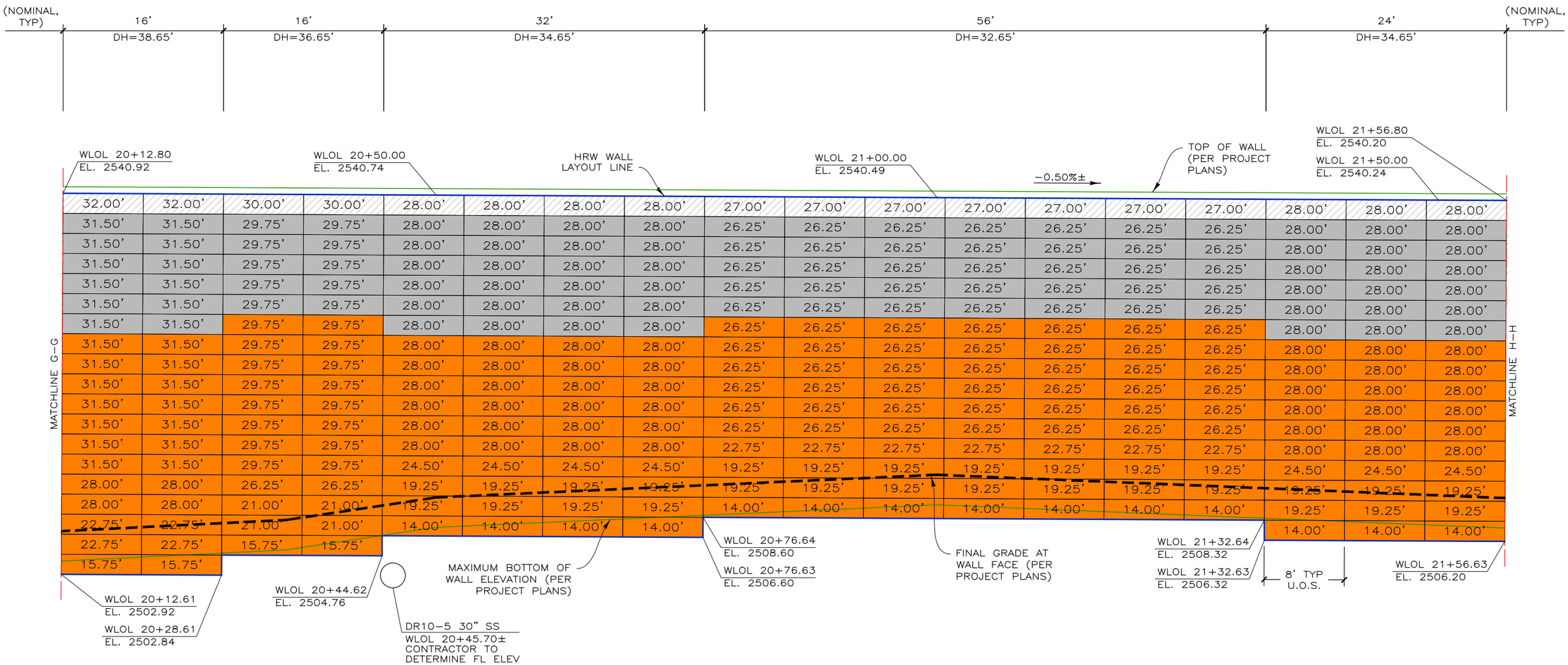

DEVELOPED ELEVATION- WALL 2 (CONT)

SCALE: 1" = 10'

8"x12" W4.5xW3.5 PRONGLESS & CAP MATS

8"x21" W4.5xW4.5 STANDARD MATS

8"x21" W7.0xW4.5 STANDARD MATS

THIS DRAWING IS FURNISHED SOLELY FOR THE USE OF OR IN CONNECTION WITH THIS PROJECT AND THE PROPRIETARY INFORMATION SHOWN HEREON IS NOT TO BE TRANSMITTED TO ANY OTHER ORGANIZATION WITHOUT SPECIFIC AUTHORIZATION BY THE HILFIKER COMPANY. HILFIKER RETAINING WALLS ARE PROTECTED BY ONE OR MORE OF THE FOLLOWING PATENTS: 243,613; 243,697; 288,616; 4,117,686; 4,329,089; 4,324,508; 4,391,557; 4,505,621; 4,343,318; 4,661,023; 4,856,939; 4,929,125; 5,076,735; 5,647,695; 5,722,799; 5,733,072; 6,357,970B1; 6,874,975B2; 7,033,118B2; AND OTHERS. OTHER PATENTS PENDING (2008)

REV.NO.	DATE	BY	DESCRIPTION
1	21 NOV 23	NMD	TYPE 2E WORKING DRAWINGS (DRAFT)
2	4 MAR 24	NMD	WSDOT PLAN CHECK COMMENT RESPONSE
3	4 JUN 24	NMD	WSDOT PLAN CHECK COMMENT RESPONSE
4	11 JUL 24	NMD	WSDOT PLAN CHECK COMMENT RESPONSE

GRAPHIC SCALE

LINE IS 20 UNITS LONG ON ORIGINAL DRAWING

0 10 20

PROJ. MGR. HKH

DRAWN BY NMD

REVIEWED BY DH

HILFIKER RETAINING WALLS

1902 Hilfiker Lane
Eureka, CA 95503-5711
TOLL-FREE 800.762.8962
PH 707.443.5093 FAX 707.443.2891
WEBSITE www.hilfiker.com E-MAIL info@hilfiker.com

DWG DATE 4 MAY 22

REVISION DATE 11 JUL 24

SCALE NOTED

TYPE 2E WORKING DRAWINGS

WELDED WIRE WALL

I-90 SNOQUALMIE PASS EAST PROJECT

WASHINGTON STATE DEPARTMENT OF TRANSPORTATION

CABIN CREEK, WASHINGTON

DEVELOPED ELEVATION– WALL 2 (CONT)

PROJECT NO. 220301BW

SHEET 23 OF 41

220301BW– I-90 CABIN CREEK

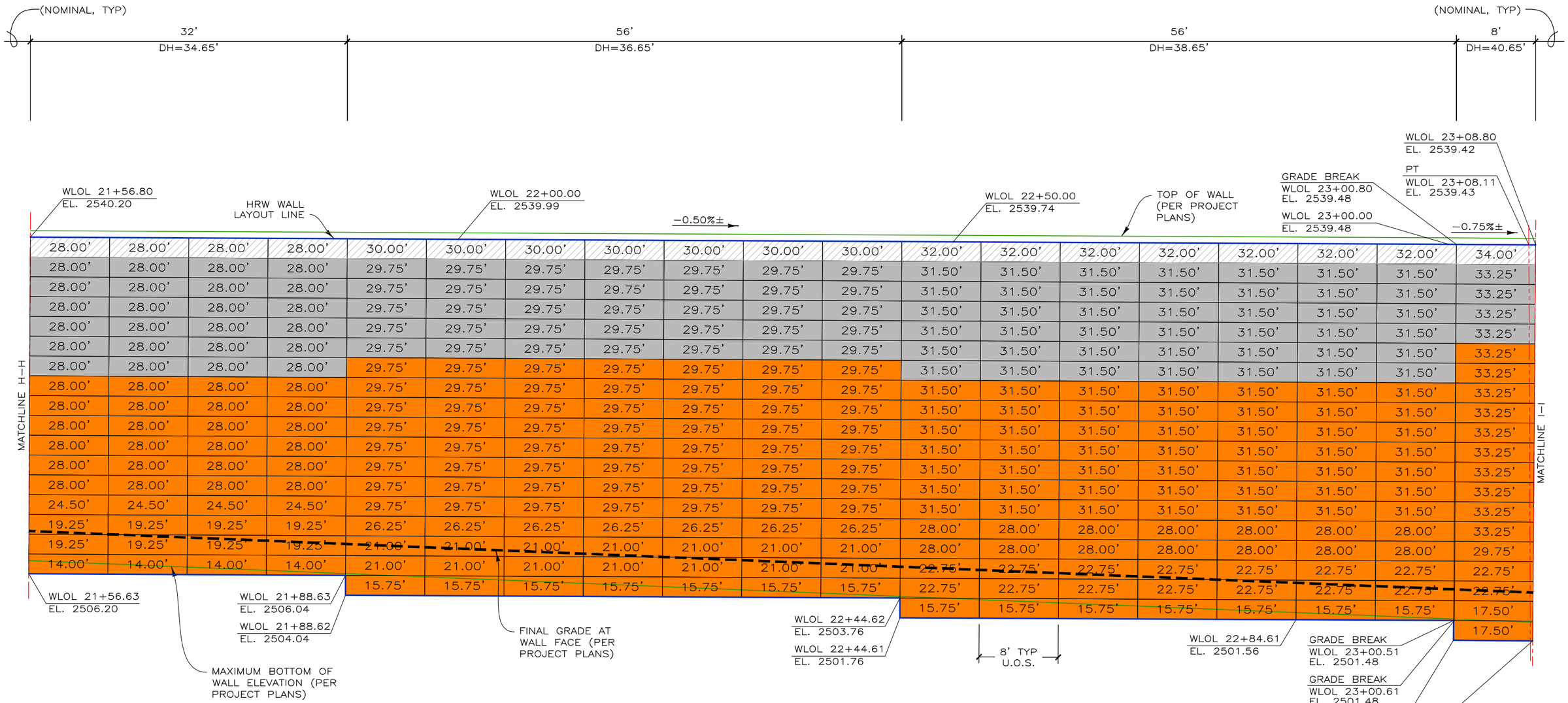

DEVELOPED ELEVATION- WALL 2 (CONT)

SCALE: 1" = 10'

THIS DRAWING IS FURNISHED SOLELY FOR THE USE OF OR IN CONNECTION WITH THIS PROJECT AND THE PROPRIETARY INFORMATION SHOWN HEREON IS NOT TO BE TRANSMITTED TO ANY OTHER ORGANIZATION WITHOUT SPECIFIC AUTHORIZATION BY THE HILFIKER COMPANY. HILFIKER RETAINING WALLS ARE PROTECTED BY ONE OR MORE OF THE FOLLOWING PATENTS: 243,613; 243,697; 288,616; 4,117,686; 4,329,089; 4,324,508; 4,391,557; 4,505,621; 4,343,318; 4,661,023; 4,856,939; 4,929,125; 5,076,735; 5,647,695; 5,722,799; 5,733,072; 6,357,970B1; 6,874,975B2; 7,033,118B2; AND OTHERS. OTHER PATENTS PENDING (2008)

REV.NO.	DATE	BY	DESCRIPTION
1	21 NOV 23	NMD	TYPE 2E WORKING DRAWINGS (DRAFT)
2	4 MAR 24	NMD	WSDOT PLAN CHECK COMMENT RESPONSE
3	4 JUN 24	NMD	WSDOT PLAN CHECK COMMENT RESPONSE
4	11 JUL 24	NMD	WSDOT PLAN CHECK COMMENT RESPONSE

GRAPHIC SCALE
LINE IS 20 UNITS LONG ON ORIGINAL DRAWING
0 10 20

PROJ. MGR. HKH
DRAWN BY NMD
REVIEWED BY DH

HILFIKER RETAINING WALLS
1902 Hilfiker Lane
Eureka, CA 95503-5711
TOLL-FREE 800.762.8962
PH 707.443.5093 FAX 707.443.2891
WEBSITE www.hilfiker.com E-MAIL info@hilfiker.com

DWG DATE 4 MAY 22
REVISION DATE 11 JUL 24
SCALE NOTED

TYPE 2E WORKING DRAWINGS
WELDED WIRE WALL
I-90 SNOQUALMIE PASS EAST PROJECT
WASHINGTON STATE DEPARTMENT OF TRANSPORTATION
CABIN CREEK, WASHINGTON
DEVELOPED ELEVATION– WALL 2 (CONT)

PROJECT NO. 220301BW
SHEET 24 OF 41

220301BW– I-90 CABIN CREEK

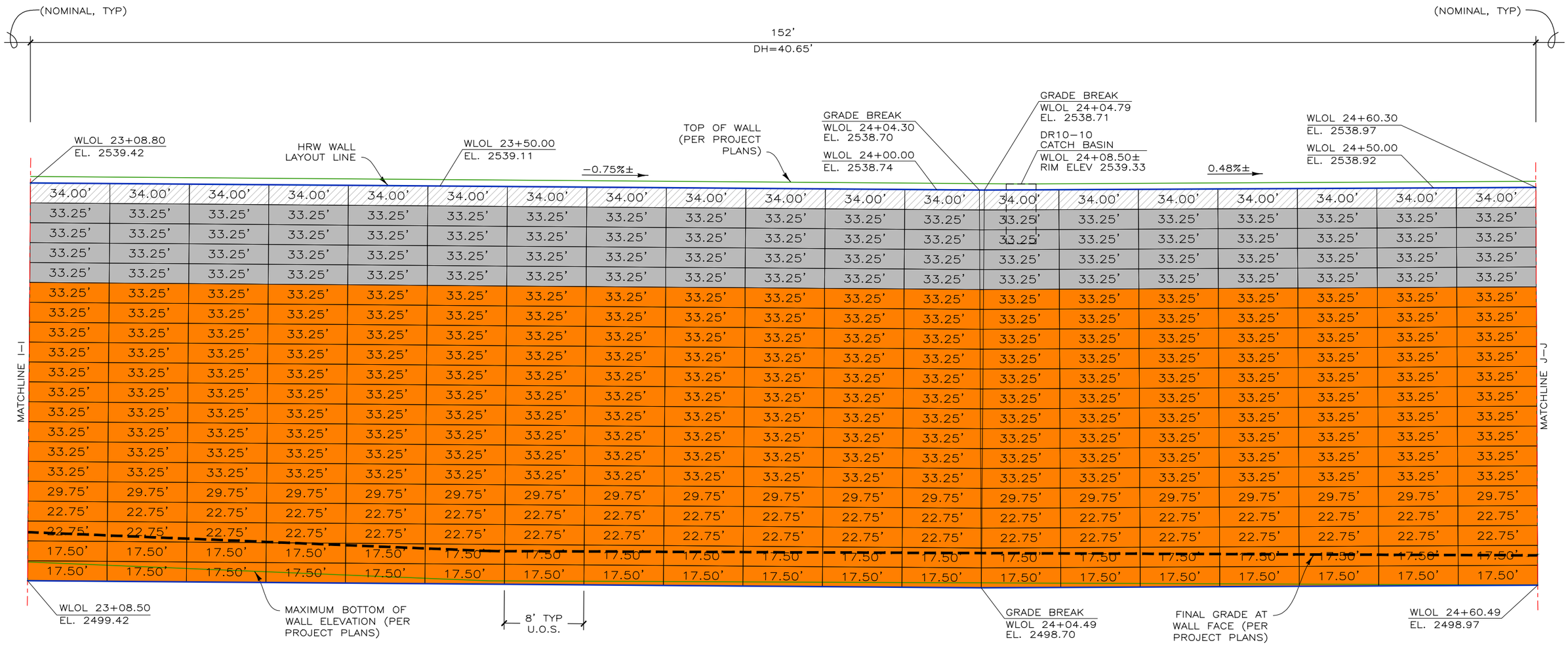

DEVELOPED ELEVATION- WALL 2 (CONT)

SCALE: 1" = 10'

8"x12" W4.5xW3.5 PRONGLESS & CAP MATS

8"x21" W4.5xW4.5 STANDARD MATS

8"x21" W7.0xW4.5 STANDARD MATS

THIS DRAWING IS FURNISHED SOLELY FOR THE USE OF OR IN CONNECTION WITH THIS PROJECT AND THE PROPRIETARY INFORMATION SHOWN HEREON IS NOT TO BE TRANSMITTED TO ANY OTHER ORGANIZATION WITHOUT SPECIFIC AUTHORIZATION BY THE HILFIKER COMPANY. HILFIKER RETAINING WALLS ARE PROTECTED BY ONE OR MORE OF THE FOLLOWING PATENTS: 243,613; 243,697; 288,616; 4,117,686; 4,329,089; 4,324,508; 4,391,557; 4,505,621; 4,343,318; 4,661,023; 4,856,939; 4,929,125; 5,076,735; 5,647,695; 5,722,799; 5,733,072; 6,357,970B1; 6,874,975B2; 7,033,118B2; AND OTHERS. OTHER PATENTS PENDING (2008)

REV.NO.	DATE	BY	DESCRIPTION
1	21 NOV 23	NMD	TYPE 2E WORKING DRAWINGS (DRAFT)
2	4 MAR 24	NMD	WSDOT PLAN CHECK COMMENT RESPONSE
3	4 JUN 24	NMD	WSDOT PLAN CHECK COMMENT RESPONSE
4	11 JUL 24	NMD	WSDOT PLAN CHECK COMMENT RESPONSE

GRAPHIC SCALE

LINE IS 20 UNITS LONG ON ORIGINAL DRAWING

0 10 20

PROJ. MGR. HKH

DRAWN BY NMD

REVIEWED BY DH

HILFIKER RETAINING WALLS

1902 Hilfiker Lane
Eureka, CA 95503-5711
TOLL-FREE 800.762.8962
PH 707.443.5093 FAX 707.443.2891
WEBSITE www.hilfiker.com E-MAIL info@hilfiker.com

DWG DATE 4 MAY 22

REVISION DATE 11 JUL 24

SCALE NOTED

TYPE 2E WORKING DRAWINGS

WELDED WIRE WALL

I-90 SNOQUALMIE PASS EAST PROJECT

WASHINGTON STATE DEPARTMENT OF TRANSPORTATION

CABIN CREEK, WASHINGTON

DEVELOPED ELEVATION– WALL 2 (CONT)

PROJECT NO. 220301BW

SHEET 25 OF 41

220301BW– I-90 CABIN CREEK

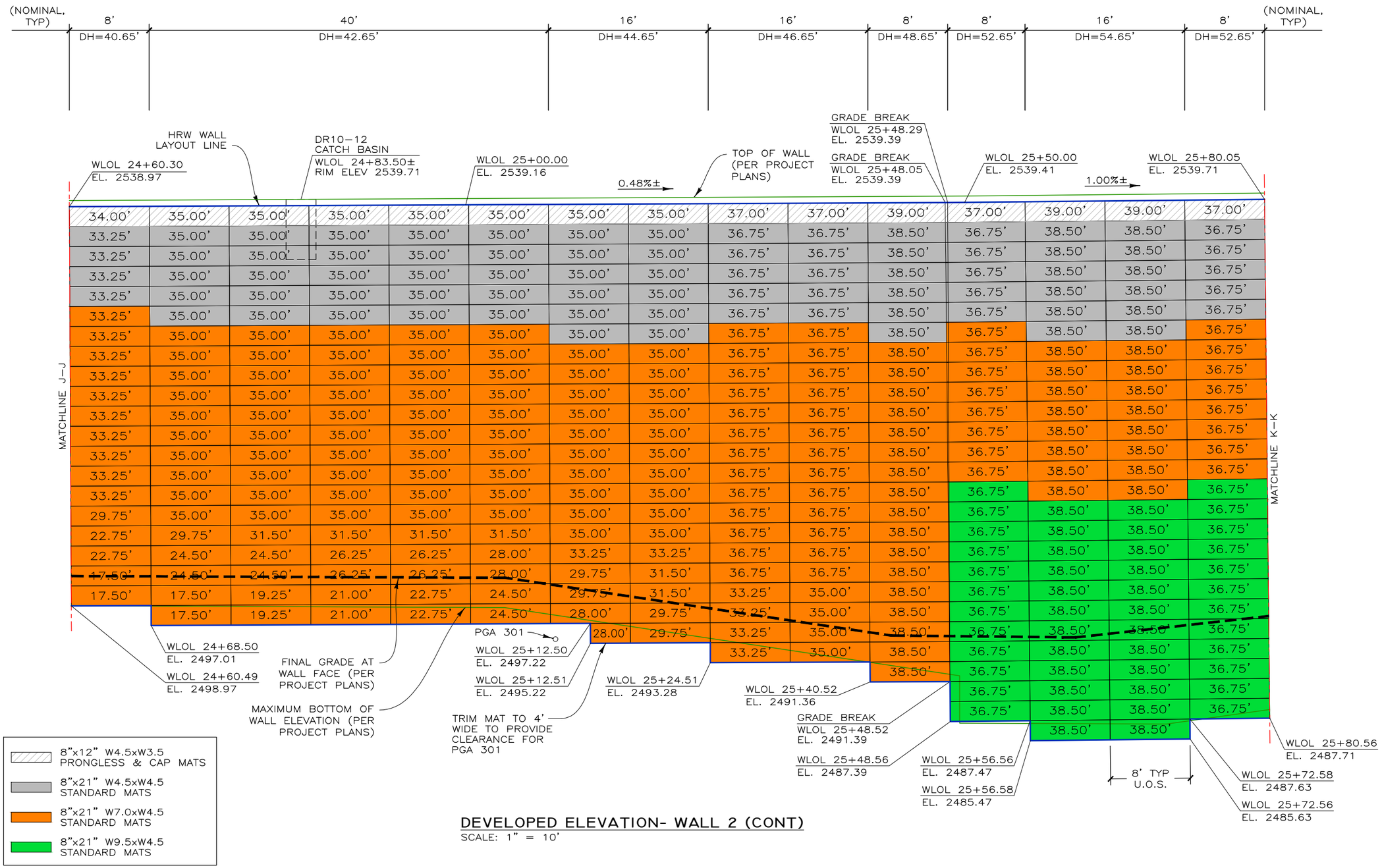

DEVELOPED ELEVATION- WALL 2 (CONT)

SCALE: 1" = 10'

220301BW- I-90 CABIN CREEK

THIS DRAWING IS FURNISHED SOLELY FOR THE USE OF OR IN CONNECTION WITH THIS PROJECT AND THE PROPRIETARY INFORMATION SHOWN HEREON IS NOT TO BE TRANSMITTED TO ANY OTHER ORGANIZATION WITHOUT SPECIFIC AUTHORIZATION BY THE HILFIKER COMPANY. HILFIKER RETAINING WALLS ARE PROTECTED BY ONE OR MORE OF THE FOLLOWING PATENTS: 243,613; 243,697; 288,616; 4,117,686; 4,329,089; 4,324,508; 4,391,557; 4,505,621; 4,343,318; 4,661,023; 4,856,939; 4,929,125; 5,076,735; 5,647,695; 5,722,799; 5,733,072; 6,357,970B1; 6,874,975B2; 7,033,118B2; AND OTHERS. OTHER PATENTS PENDING (2008)

REV.NO.	DATE	BY	DESCRIPTION
1	21 NOV 23	NMD	TYPE 2E WORKING DRAWINGS (DRAFT)
2	4 MAR 24	NMD	WSDOT PLAN CHECK COMMENT RESPONSE
3	4 JUN 24	NMD	WSDOT PLAN CHECK COMMENT RESPONSE
4	11 JUL 24	NMD	WSDOT PLAN CHECK COMMENT RESPONSE

GRAPHIC SCALE
LINE IS 20 UNITS LONG ON ORIGINAL DRAWING
0 10 20

PROJ. MGR. HKH
DRAWN BY NMD
REVIEWED BY DH

HILFIKER RETAINING WALLS
1902 Hilfiker Lane
Eureka, CA 95503-5711
TOLL-FREE 800.762.8962
PH 707.443.5093 FAX 707.443.2891
WEBSITE www.hilfiker.com E-MAIL info@hilfiker.com

DWG DATE 4 MAY 22
REVISION DATE 11 JUL 24
SCALE NOTED

TYPE 2E WORKING DRAWINGS
WELDED WIRE WALL
I-90 SNOQUALMIE PASS EAST PROJECT
WASHINGTON STATE DEPARTMENT OF TRANSPORTATION
CABIN CREEK, WASHINGTON
DEVELOPED ELEVATION- WALL 2 (CONT)

PROJECT NO. 220301BW
SHEET 26 OF 41

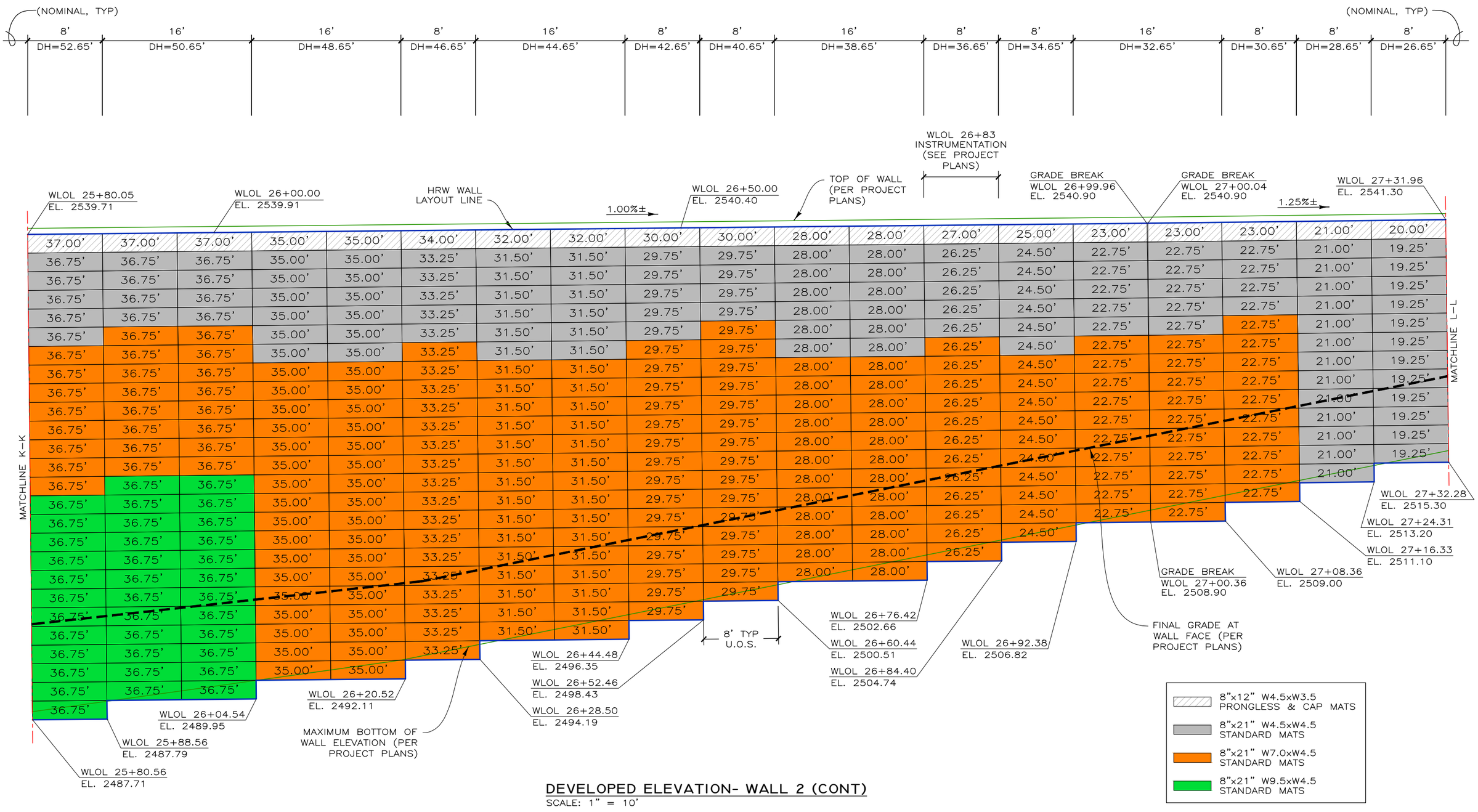

DEVELOPED ELEVATION- WALL 2 (CONT)

SCALE: 1" = 10'

THIS DRAWING IS FURNISHED SOLELY FOR THE USE OF OR IN CONNECTION WITH THIS PROJECT AND THE PROPRIETARY INFORMATION SHOWN HEREON IS NOT TO BE TRANSMITTED TO ANY OTHER ORGANIZATION WITHOUT SPECIFIC AUTHORIZATION BY THE HILFIKER COMPANY. HILFIKER RETAINING WALLS ARE PROTECTED BY ONE OR MORE OF THE FOLLOWING PATENTS: 243,613; 243,697; 288,616; 4,117,686; 4,329,089; 4,324,508; 4,391,557; 4,505,621; 4,343,318; 4,661,023; 4,856,939; 4,929,125; 5,076,735; 5,647,695; 5,722,799; 5,733,072; 6,357,970B1; 6,874,975B2; 7,033,118B2; AND OTHERS. OTHER PATENTS PENDING (2008)

REV.NO.	DATE	BY	DESCRIPTION
1	21 NOV 23	NMD	TYPE 2E WORKING DRAWINGS (DRAFT)
2	4 MAR 24	NMD	WSDOT PLAN CHECK COMMENT RESPONSE
3	4 JUN 24	NMD	WSDOT PLAN CHECK COMMENT RESPONSE
4	11 JUL 24	NMD	WSDOT PLAN CHECK COMMENT RESPONSE

GRAPHIC SCALE
LINE IS 20 UNITS LONG ON ORIGINAL DRAWING
0 10 20

PROJ. MGR. HKH
DRAWN BY NMD
REVIEWED BY DH

HILFIKER RETAINING WALLS
1902 Hilfiker Lane
Eureka, CA 95503-5711
TOLL-FREE 800.762.8962
PH 707.443.5093 FAX 707.443.2891
WEBSITE www.hilfiker.com E-MAIL info@hilfiker.com

DWG DATE 4 MAY 22
REVISION DATE 11 JUL 24
SCALE NOTED

TYPE 2E WORKING DRAWINGS
WELDED WIRE WALL
I-90 SNOQUALMIE PASS EAST PROJECT
WASHINGTON STATE DEPARTMENT OF TRANSPORTATION
CABIN CREEK, WASHINGTON
DEVELOPED ELEVATION– WALL 2 (CONT)

PROJECT NO. 220301BW
SHEET 27 OF 41

220301BW– I-90 CABIN CREEK

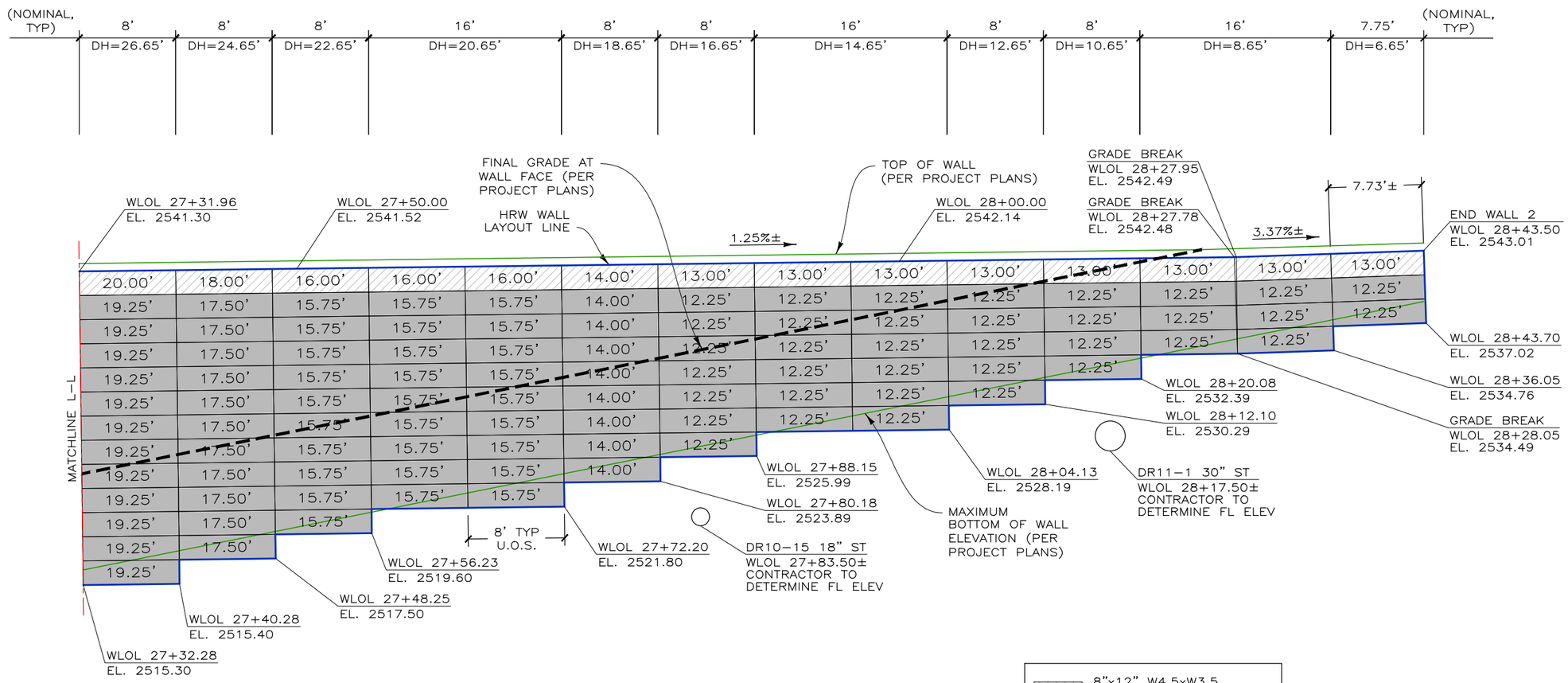

DEVELOPED ELEVATION- WALL 2 (CONT)

SCALE: 1" = 10'

220301BW- I-90 CABIN CREEK

THIS DRAWING IS FURNISHED SOLELY FOR THE USE OF OR IN CONNECTION WITH THIS PROJECT AND THE PROPRIETARY INFORMATION SHOWN HEREON IS NOT TO BE TRANSMITTED TO ANY OTHER ORGANIZATION WITHOUT SPECIFIC AUTHORIZATION BY THE HILFIKER COMPANY. HILFIKER RETAINING WALLS ARE PROTECTED BY ONE OR MORE OF THE FOLLOWING PATENTS: 243,613; 243,697; 288,616; 4,117,686; 4,329,089; 4,324,508; 4,391,557; 4,505,621; 4,343,318; 4,661,023; 4,856,939; 4,929,125; 5,076,735; 5,647,695; 5,722,799; 5,733,072; 6,357,970B1; 6,874,975B2; 7,033,118B2; AND OTHERS. OTHER PATENTS PENDING (2008)

REV.NO.	DATE	BY	DESCRIPTION
1	21 NOV 23	NMD	TYPE 2E WORKING DRAWINGS (DRAFT)
2	4 MAR 24	NMD	WSDOT PLAN CHECK COMMENT RESPONSE
3	4 JUN 24	NMD	WSDOT PLAN CHECK COMMENT RESPONSE
4	11 JUL 24	NMD	WSDOT PLAN CHECK COMMENT RESPONSE

GRAPHIC SCALE
LINE IS 20 UNITS LONG ON ORIGINAL DRAWING
0 10 20

PROJ. MGR. HKH
DRAWN BY NMD
REVIEWED BY DH

HILFIKER RETAINING WALLS
1902 Hilfiker Lane
Eureka, CA 95503-5711
TOLL-FREE 800.762.8962
PH 707.443.5093 FAX 707.443.2891
WEBSITE www.hilfiker.com E-MAIL info@hilfiker.com

DWG DATE 4 MAY 22
REVISION DATE 11 JUL 24
SCALE NOTED

TYPE 2E WORKING DRAWINGS
WELDED WIRE WALL
I-90 SNOQUALMIE PASS EAST PROJECT
WASHINGTON STATE DEPARTMENT OF TRANSPORTATION
CABIN CREEK, WASHINGTON
DEVELOPED ELEVATION- WALL 2 (CONT)

PROJECT NO. 220301BW
SHEET 28 OF 41

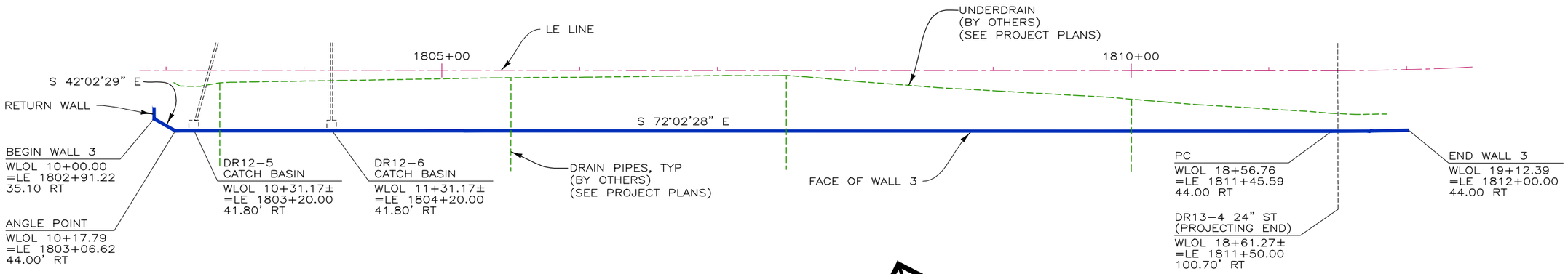

PLAN VIEW - WALL 3

SCALE: 1" = 40'

ESTIMATED QUANTITIES- WALL 3	
WIRE SIZE	FACE AREA
8"x21" W9.5xW4.5 STANDARD MATS	10,080 SQ. FT.
8"x21" W7.0xW4.5 STANDARD MATS	16,336 SQ. FT.
8"x21" W4.5xW4.5 STANDARD MATS	10,560 SQ. FT.
8"x12" W4.5xW3.5 PRONGLESS & CAP MATS	1,856 SQ. FT.
TOTAL WALL FACE	38,832 SQ. FT.

ESTIMATED QUANTITIES- WALL 3	
BACKING MATS (2'-0" HIGH)	2,478 EA
FILTER FABRIC (7'-6" WIDE)	19,824 LF
HOG RINGS	58,300 EA
PLIERS	14 EA

NOT SUPPLIED BY HILFIKER

SELECT ROCK FOR FACE (NEATLINE, IN PLACE)	2,140 CY
FREE DRAINING BACKFILL (NEATLINE, IN PLACE)	49,813 CY

THIS DRAWING IS FURNISHED SOLELY FOR THE USE OF OR IN CONNECTION WITH THIS PROJECT AND THE PROPRIETARY INFORMATION SHOWN HEREON IS NOT TO BE TRANSMITTED TO ANY OTHER ORGANIZATION WITHOUT SPECIFIC AUTHORIZATION BY THE HILFIKER COMPANY. HILFIKER RETAINING WALLS ARE PROTECTED BY ONE OR MORE OF THE FOLLOWING PATENTS: 243,613; 243,697; 288,616; 4,117,686; 4,329,089; 4,324,508; 4,391,557; 4,505,621; 4,343,318; 4,661,023; 4,856,939; 4,929,125; 5,076,735; 5,647,695; 5,722,799; 5,733,072; 6,357,970B1; 6,874,975B2; 7,033,118B2; AND OTHERS. OTHER PATENTS PENDING (2008)

REV.NO.	DATE	BY	DESCRIPTION
1	2 MAY 23	NMD	TYPE 2E WORKING DRAWINGS (DRAFT)
2	4 MAR 24	NMD	WSDOT PLAN CHECK COMMENT RESPONSE
3	4 JUN 24	NMD	WSDOT PLAN CHECK COMMENT RESPONSE
4	11 JUL 24	NMD	WSDOT PLAN CHECK COMMENT RESPONSE

GRAPHIC SCALE
LINE IS 20 UNITS LONG ON ORIGINAL DRAWING
0 10 20

PROJ. MGR. HKH
DRAWN BY NMD
REVIEWED BY DH

HILFIKER RETAINING WALLS
1902 Hilfiker Lane
Eureka, CA 95503-5711
TOLL-FREE 800.762.8962
PH 707.443.5093 FAX 707.443.2891
WEBSITE www.hilfiker.com E-MAIL info@hilfiker.com

DWG DATE 4 MAY 22
REVISION DATE 11 JUL 24
SCALE NOTED

TYPE 2E WORKING DRAWINGS
WELDED WIRE WALL
I-90 SNOQUALMIE PASS EAST PROJECT
WASHINGTON STATE DEPARTMENT OF TRANSPORTATION
CABIN CREEK, WASHINGTON
WALL 3 PLAN & QUANTITIES

PROJECT NO. 220301BW
SHEET 29 OF 41

220301BW- I-90 CABIN CREEK



Legend	
(hatched)	8"x12" W4.5xW3.5 PRONGLESS & CAP MATS
(gray)	8"x21" W4.5xW4.5 STANDARD MATS
(orange)	8"x21" W7.0xW4.5 STANDARD MATS
(green)	8"x21" W9.5xW4.5 STANDARD MATS

DEVELOPED ELEVATION- WALL 3

SCALE: 1" = 10'

220301BW– I–90 CABIN CREEK

THIS DRAWING IS FURNISHED SOLELY FOR THE USE OF OR IN CONNECTION WITH THIS PROJECT AND THE PROPRIETARY INFORMATION SHOWN HEREON IS NOT TO BE TRANSMITTED TO ANY OTHER ORGANIZATION WITHOUT SPECIFIC AUTHORIZATION BY THE HILFIKER COMPANY. HILFIKER RETAINING WALLS ARE PROTECTED BY ONE OR MORE OF THE FOLLOWING PATENTS: 243,613; 243,697; 288,616; 4,117,686; 4,329,089; 4,324,508; 4,391,557; 4,505,621; 4,343,318; 4,661,023; 4,856,939; 4,929,125; 5,076,735; 5,647,695; 5,722,799; 5,733,072; 6,357,970B1; 6,874,975B2; 7,033,118B2; AND OTHERS. OTHER PATENTS PENDING (2008)

REV.NO.	DATE	BY	DESCRIPTION
1	2 MAY 23	NMD	TYPE 2E WORKING DRAWINGS (DRAFT)
2	4 MAR 24	NMD	WSDOT PLAN CHECK COMMENT RESPONSE
3	4 JUN 24	NMD	WSDOT PLAN CHECK COMMENT RESPONSE
4	11 JUL 24	NMD	WSDOT PLAN CHECK COMMENT RESPONSE

GRAPHIC SCALE
LINE IS 20 UNITS LONG ON ORIGINAL DRAWING
0 10 20

PROJ. MGR. HKH
DRAWN BY NMD
REVIEWED BY DH

HILFIKER RETAINING WALLS
1902 Hilfiker Lane
Eureka, CA 95503-5711
TOLL-FREE 800.762.8962
PH 707.443.5093 FAX 707.443.2891
WEB SITE www.hilfiker.com E-MAIL info@hilfiker.com
SINCE 1902 QUALITY PRODUCTS

DWG DATE 4 MAY 22
REVISION DATE 11 JUL 24
SCALE NOTED

TYPE 2E WORKING DRAWINGS
WELDED WIRE WALL
I-90 SNOQUALMIE PASS EAST PROJECT
WASHINGTON STATE DEPARTMENT OF TRANSPORTATION
CABIN CREEK, WASHINGTON
DEVELOPED ELEVATION– WALL 3

PROJECT NO. 220301BW
SHEET 30 OF 41

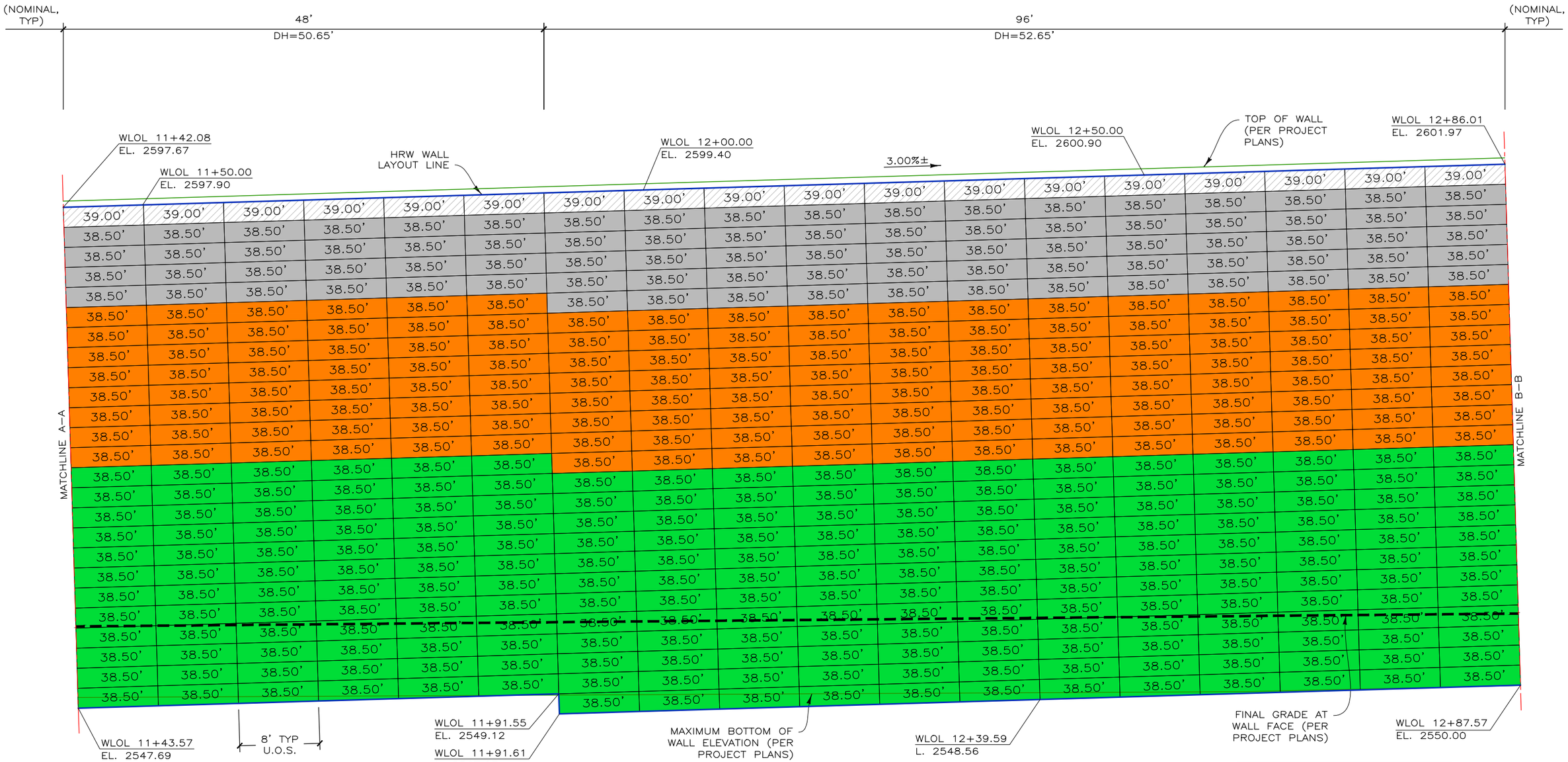

DEVELOPED ELEVATION- WALL 3 (CONT)

SCALE: 1" = 10'

THIS DRAWING IS FURNISHED SOLELY FOR THE USE OF OR IN CONNECTION WITH THIS PROJECT AND THE PROPRIETARY INFORMATION SHOWN HEREON IS NOT TO BE TRANSMITTED TO ANY OTHER ORGANIZATION WITHOUT SPECIFIC AUTHORIZATION BY THE HILFIKER COMPANY. HILFIKER RETAINING WALLS ARE PROTECTED BY ONE OR MORE OF THE FOLLOWING PATENTS: 243,613; 243,697; 288,616; 4,117,686; 4,329,089; 4,324,508; 4,391,557; 4,505,621; 4,343,318; 4,661,023; 4,856,939; 4,929,125; 5,076,735; 5,647,695; 5,722,799; 5,733,072; 6,357,970B1; 6,874,975B2; 7,033,118B2; AND OTHERS. OTHER PATENTS PENDING (2008)

REV.NO.	DATE	BY	DESCRIPTION
1	2 MAY 23	NMD	TYPE 2E WORKING DRAWINGS (DRAFT)
2	4 MAR 24	NMD	WSDOT PLAN CHECK COMMENT RESPONSE
3	4 JUN 24	NMD	WSDOT PLAN CHECK COMMENT RESPONSE
4	11 JUL 24	NMD	WSDOT PLAN CHECK COMMENT RESPONSE

GRAPHIC SCALE
LINE IS 20 UNITS LONG ON ORIGINAL DRAWING
0 10 20

PROJ. MGR. HKH
DRAWN BY NMD
REVIEWED BY DH

HILFIKER RETAINING WALLS
1902 Hilfiker Lane
Eureka, CA 95503-5711
TOLL-FREE 800.762.8962
PH 707.443.5093 FAX 707.443.2891
WEBSITE www.hilfiker.com E-MAIL info@hilfiker.com

DWG DATE 4 MAY 22
REVISION DATE 11 JUL 24
SCALE NOTED

TYPE 2E WORKING DRAWINGS
WELDED WIRE WALL
I-90 SNOQUALMIE PASS EAST PROJECT
WASHINGTON STATE DEPARTMENT OF TRANSPORTATION
CABIN CREEK, WASHINGTON
DEVELOPED ELEVATION– WALL 3 (CONT)

PROJECT NO. 220301BW
SHEET 31 OF 41

220301BW– I-90 CABIN CREEK

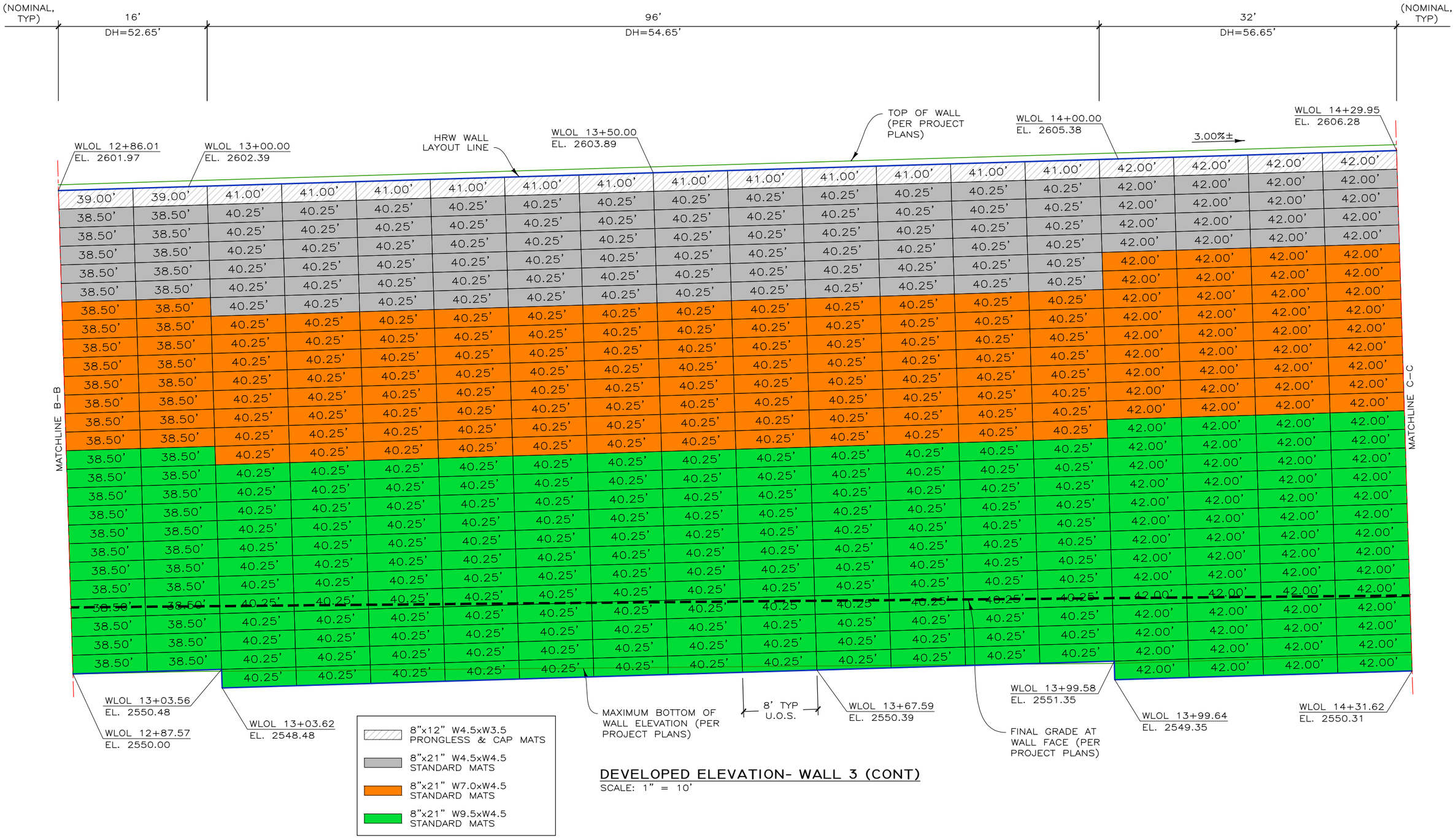

DEVELOPED ELEVATION- WALL 3 (CONT)

SCALE: 1" = 10'

THIS DRAWING IS FURNISHED SOLELY FOR THE USE OF OR IN CONNECTION WITH THIS PROJECT AND THE PROPRIETARY INFORMATION SHOWN HEREON IS NOT TO BE TRANSMITTED TO ANY OTHER ORGANIZATION WITHOUT SPECIFIC AUTHORIZATION BY THE HILFIKER COMPANY. HILFIKER RETAINING WALLS ARE PROTECTED BY ONE OR MORE OF THE FOLLOWING PATENTS: 243,613; 243,697; 288,616; 4,117,686; 4,329,089; 4,324,508; 4,391,557; 4,505,621; 4,343,318; 4,661,023; 4,856,939; 4,929,125; 5,076,735; 5,647,695; 5,722,799; 5,733,072; 6,357,970B1; 6,874,975B2; 7,033,118B2; AND OTHERS. OTHER PATENTS PENDING (2008)

REV.NO.	DATE	BY	DESCRIPTION
1	2 MAY 23	NMD	TYPE 2E WORKING DRAWINGS (DRAFT)
2	4 MAR 24	NMD	WSDOT PLAN CHECK COMMENT RESPONSE
3	4 JUN 24	NMD	WSDOT PLAN CHECK COMMENT RESPONSE
4	11 JUL 24	NMD	WSDOT PLAN CHECK COMMENT RESPONSE

GRAPHIC SCALE
LINE IS 20 UNITS LONG ON ORIGINAL DRAWING
0 10 20

PROJ. MGR. HKH
DRAWN BY NMD
REVIEWED BY DH

HILFIKER RETAINING WALLS
1902 Hilfiker Lane
Eureka, CA 95503-5711
TOLL-FREE 800.762.8962
PH 707.443.5093 FAX 707.443.2891
WEBSITE www.hilfiker.com E-MAIL info@hilfiker.com

DWG DATE 4 MAY 22
REVISION DATE 11 JUL 24
SCALE NOTED

TYPE 2E WORKING DRAWINGS
WELDED WIRE WALL
I-90 SNOQUALMIE PASS EAST PROJECT
WASHINGTON STATE DEPARTMENT OF TRANSPORTATION
CABIN CREEK, WASHINGTON
DEVELOPED ELEVATION– WALL 3 (CONT)

PROJECT NO. 220301BW
SHEET 32 OF 41

220301BW– I–90 CABIN CREEK

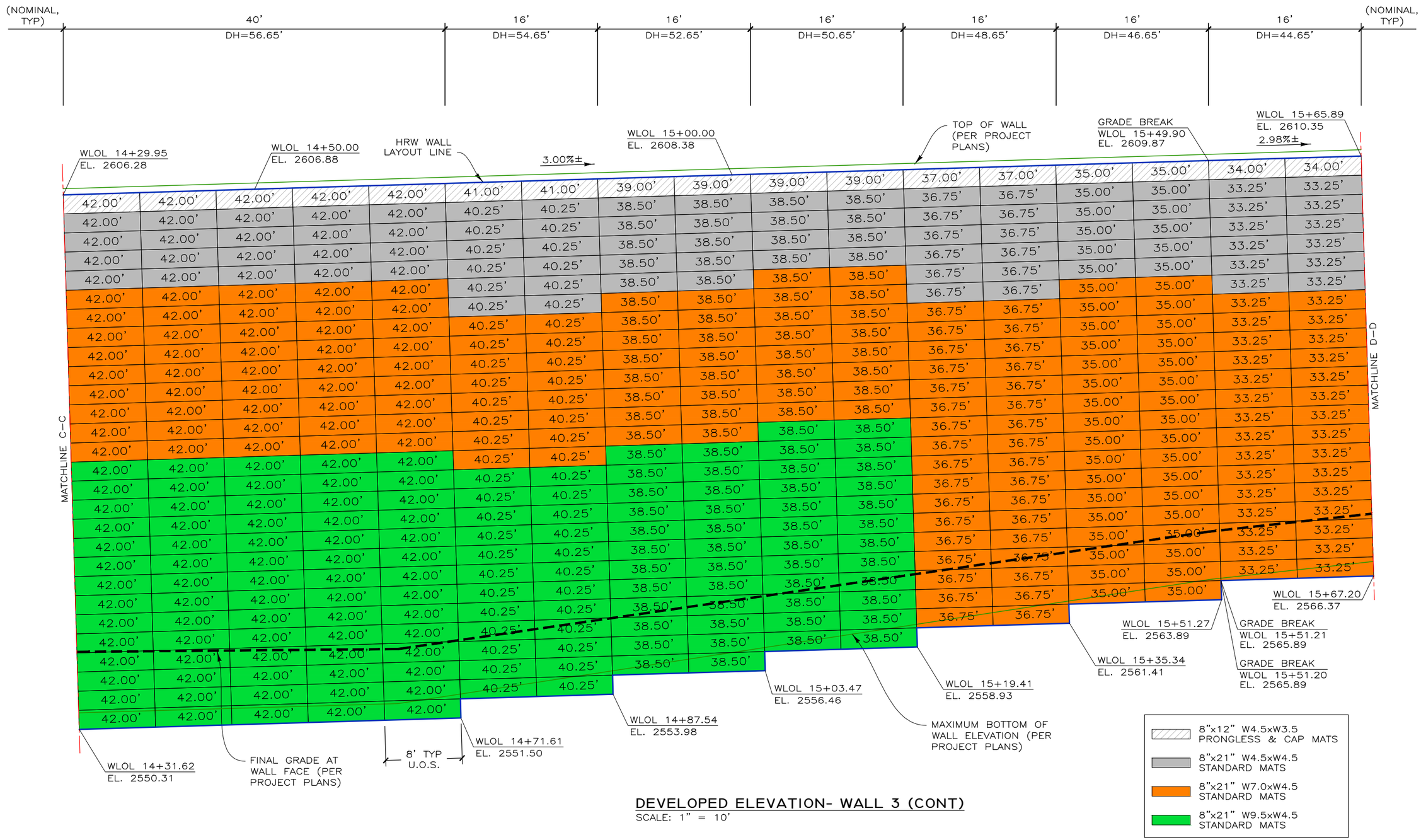

DEVELOPED ELEVATION- WALL 3 (CONT)

SCALE: 1" = 10'

THIS DRAWING IS FURNISHED SOLELY FOR THE USE OF OR IN CONNECTION WITH THIS PROJECT AND THE PROPRIETARY INFORMATION SHOWN HEREON IS NOT TO BE TRANSMITTED TO ANY OTHER ORGANIZATION WITHOUT SPECIFIC AUTHORIZATION BY THE HILFIKER COMPANY. HILFIKER RETAINING WALLS ARE PROTECTED BY ONE OR MORE OF THE FOLLOWING PATENTS: 243,613; 243,697; 288,616; 4,117,686; 4,329,089; 4,324,508; 4,391,557; 4,505,621; 4,343,318; 4,661,023; 4,856,939; 4,929,125; 5,076,735; 5,647,695; 5,722,799; 5,733,072; 6,357,970B1; 6,874,975B2; 7,033,118B2; AND OTHERS. OTHER PATENTS PENDING (2008)

REV.NO.	DATE	BY	DESCRIPTION
1	2 MAY 23	NMD	TYPE 2E WORKING DRAWINGS (DRAFT)
2	4 MAR 24	NMD	WSDOT PLAN CHECK COMMENT RESPONSE
3	4 JUN 24	NMD	WSDOT PLAN CHECK COMMENT RESPONSE
4	11 JUL 24	NMD	WSDOT PLAN CHECK COMMENT RESPONSE

GRAPHIC SCALE
LINE IS 20 UNITS LONG ON ORIGINAL DRAWING
0 10 20

PROJ. MGR. HKH
DRAWN BY NMD
REVIEWED BY DH

HILFIKER RETAINING WALLS
1902 Hilfiker Lane
Eureka, CA 95503-5711
TOLL-FREE 800.762.8962
PH 707.443.5093 FAX 707.443.2891
WEBSITE www.hilfiker.com E-MAIL info@hilfiker.com

DWG DATE 4 MAY 22
REVISION DATE 11 JUL 24
SCALE NOTED

TYPE 2E WORKING DRAWINGS
WELDED WIRE WALL
I-90 SNOQUALMIE PASS EAST PROJECT
WASHINGTON STATE DEPARTMENT OF TRANSPORTATION
CABIN CREEK, WASHINGTON
DEVELOPED ELEVATION– WALL 3 (CONT)

PROJECT NO. 220301BW
SHEET 33 OF 41

220301BW– I-90 CABIN CREEK

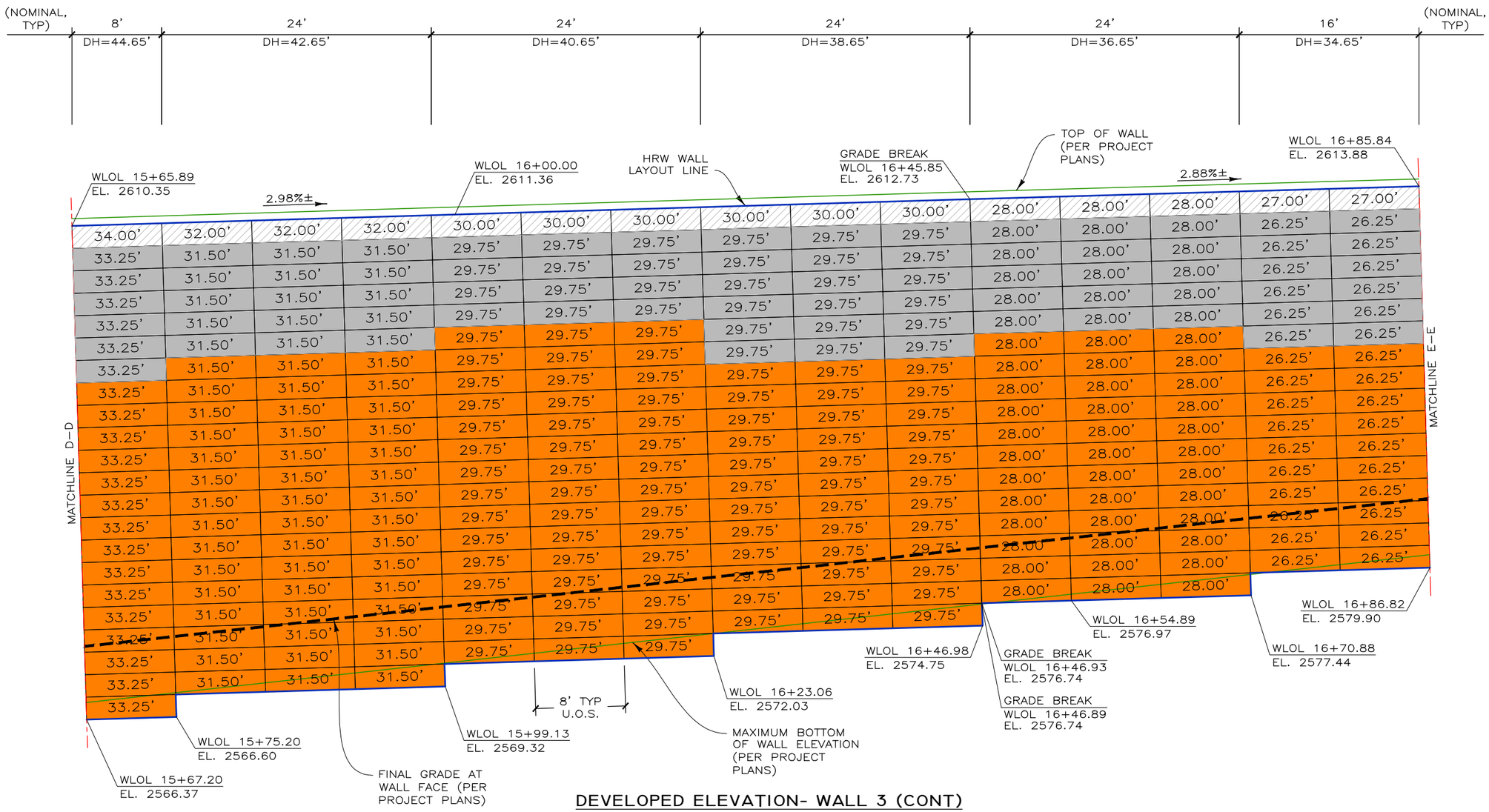

DEVELOPED ELEVATION- WALL 3 (CONT)

SCALE: 1" = 10'

8"x12" W4.5xW3.5 PRONGLESS & CAP MATS

8"x21" W4.5xW4.5 STANDARD MATS

8"x21" W7.0xW4.5 STANDARD MATS

220301BW– I–90 CABIN CREEK

THIS DRAWING IS FURNISHED SOLELY FOR THE USE OF OR IN CONNECTION WITH THIS PROJECT AND THE PROPRIETARY INFORMATION SHOWN HEREON IS NOT TO BE TRANSMITTED TO ANY OTHER ORGANIZATION WITHOUT SPECIFIC AUTHORIZATION BY THE HILFIKER COMPANY. HILFIKER RETAINING WALLS ARE PROTECTED BY ONE OR MORE OF THE FOLLOWING PATENTS: 243,613; 243,697; 288,616; 4,117,686; 4,329,089; 4,324,508; 4,391,557; 4,505,621; 4,343,318; 4,661,023; 4,856,939; 4,929,125; 5,076,735; 5,647,695; 5,722,799; 5,733,072; 6,357,970B1; 6,874,975B2; 7,033,118B2; AND OTHERS. OTHER PATENTS PENDING (2008)

REV.NO.	DATE	BY	DESCRIPTION
1	2 MAY 23	NMD	TYPE 2E WORKING DRAWINGS (DRAFT)
2	4 MAR 24	NMD	WSDOT PLAN CHECK COMMENT RESPONSE
3	4 JUN 24	NMD	WSDOT PLAN CHECK COMMENT RESPONSE
4	11 JUL 24	NMD	WSDOT PLAN CHECK COMMENT RESPONSE

GRAPHIC SCALE

LINE IS 20 UNITS LONG ON ORIGINAL DRAWING

0 10 20

PROJ. MGR. HKH

DRAWN BY NMD

REVIEWED BY DH

HILFIKER RETAINING WALLS

1902 Hilfiker Lane
Eureka, CA 95503-5711
TOLL-FREE 800.762.8962
PH 707.443.5093 FAX 707.443.2891
WEBSITE www.hilfiker.com E-MAIL info@hilfiker.com

DWG DATE 4 MAY 22

REVISION DATE 11 JUL 24

SCALE NOTED

TYPE 2E WORKING DRAWINGS

WELDED WIRE WALL

I-90 SNOQUALMIE PASS EAST PROJECT

WASHINGTON STATE DEPARTMENT OF TRANSPORTATION

CABIN CREEK, WASHINGTON

DEVELOPED ELEVATION– WALL 3 (CONT)

PROJECT NO. 220301BW

SHEET 34 OF 41

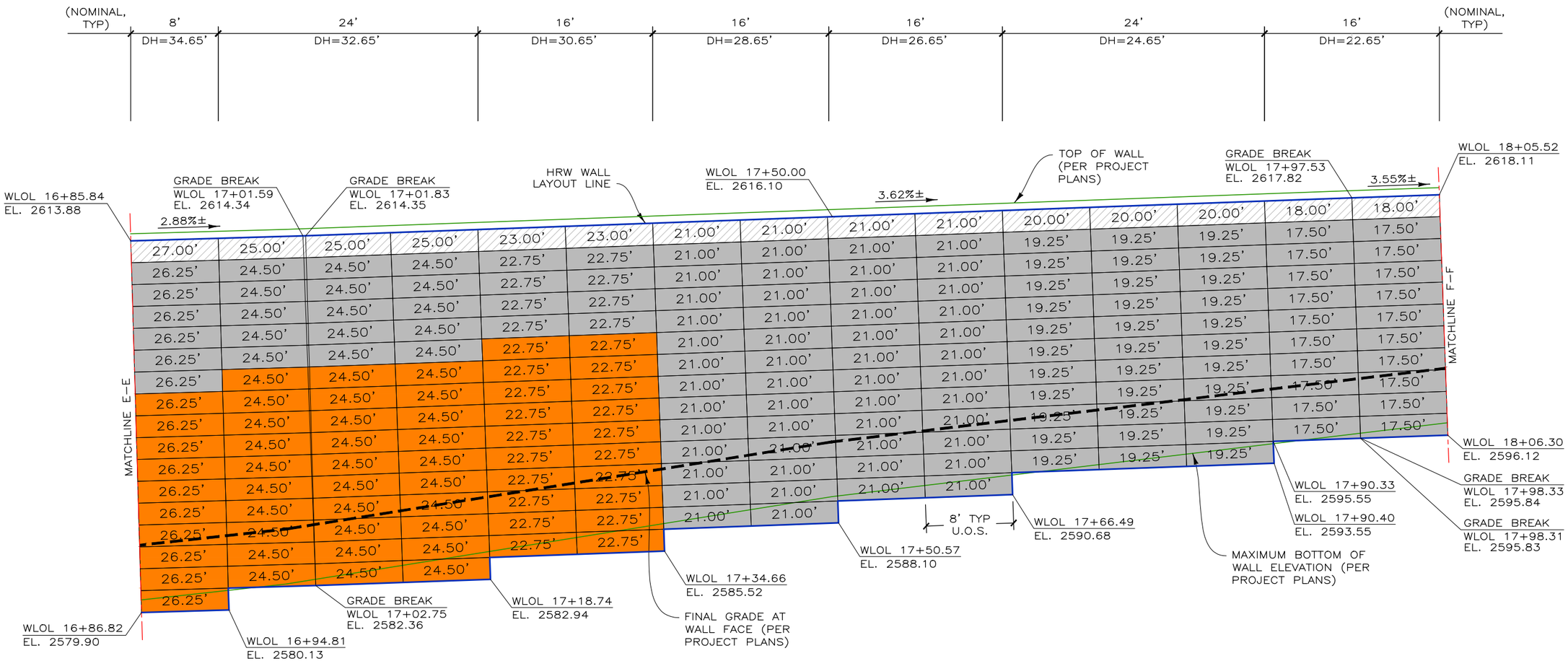

DEVELOPED ELEVATION- WALL 3 (CONT)

SCALE: 1" = 10'

220301BW– I-90 CABIN CREEK

THIS DRAWING IS FURNISHED SOLELY FOR THE USE OF OR IN CONNECTION WITH THIS PROJECT AND THE PROPRIETARY INFORMATION SHOWN HEREON IS NOT TO BE TRANSMITTED TO ANY OTHER ORGANIZATION WITHOUT SPECIFIC AUTHORIZATION BY THE HILFIKER COMPANY. HILFIKER RETAINING WALLS ARE PROTECTED BY ONE OR MORE OF THE FOLLOWING PATENTS: 243,613; 243,697; 288,616; 4,117,686; 4,329,089; 4,324,508; 4,391,557; 4,505,621; 4,343,318; 4,661,023; 4,856,939; 4,929,125; 5,076,735; 5,647,695; 5,722,799; 5,733,072; 6,357,970B1; 6,874,975B2; 7,033,118B2; AND OTHERS. OTHER PATENTS PENDING (2008)

REV.NO.	DATE	BY	DESCRIPTION
1	2 MAY 23	NMD	TYPE 2E WORKING DRAWINGS (DRAFT)
2	4 MAR 24	NMD	WSDOT PLAN CHECK COMMENT RESPONSE
3	4 JUN 24	NMD	WSDOT PLAN CHECK COMMENT RESPONSE
4	11 JUL 24	NMD	WSDOT PLAN CHECK COMMENT RESPONSE

GRAPHIC SCALE
LINE IS 20 UNITS LONG ON ORIGINAL DRAWING
0 10 20

PROJ. MGR. HKH
DRAWN BY NMD
REVIEWED BY DH

HILFIKER RETAINING WALLS
1902 Hilfiker Lane
Eureka, CA 95503-5711
TOLL-FREE 800.762.8962
PH 707.443.5093 FAX 707.443.2891
WEBSITE www.hilfiker.com E-MAIL info@hilfiker.com

DWG DATE 4 MAY 22
REVISION DATE 11 JUL 24
SCALE NOTED

TYPE 2E WORKING DRAWINGS
WELDED WIRE WALL
I-90 SNOQUALMIE PASS EAST PROJECT
WASHINGTON STATE DEPARTMENT OF TRANSPORTATION
CABIN CREEK, WASHINGTON
DEVELOPED ELEVATION– WALL 3 (CONT)

PROJECT NO. 220301BW
SHEET 35 OF 41

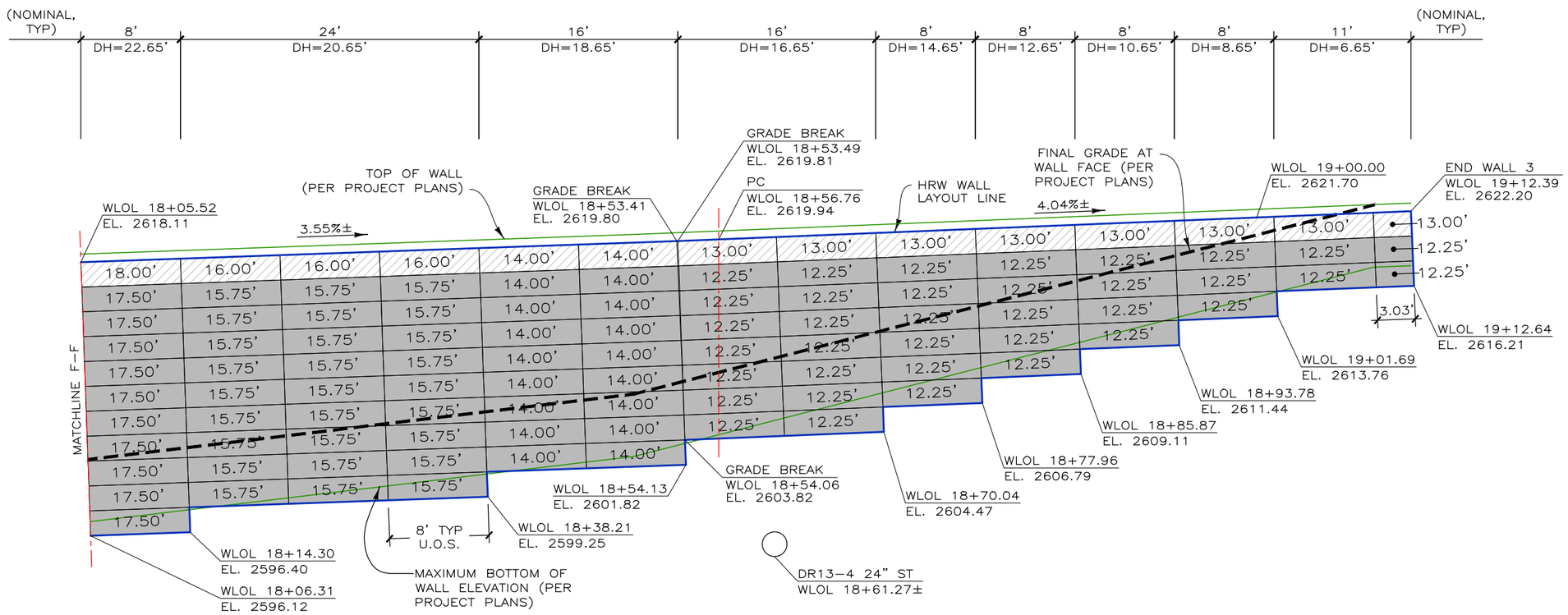

DEVELOPED ELEVATION- WALL 3 (CONT)

SCALE: 1" = 10'

THIS DRAWING IS FURNISHED SOLELY FOR THE USE OF OR IN CONNECTION WITH THIS PROJECT AND THE PROPRIETARY INFORMATION SHOWN HEREON IS NOT TO BE TRANSMITTED TO ANY OTHER ORGANIZATION WITHOUT SPECIFIC AUTHORIZATION BY THE HILFIKER COMPANY. HILFIKER RETAINING WALLS ARE PROTECTED BY ONE OR MORE OF THE FOLLOWING PATENTS: 243,613; 243,697; 288,616; 4,117,686; 4,329,089; 4,324,508; 4,391,557; 4,505,621; 4,343,318; 4,661,023; 4,856,939; 4,929,125; 5,076,735; 5,647,695; 5,722,799; 5,733,072; 6,357,970B1; 6,874,975B2; 7,033,118B2; AND OTHERS. OTHER PATENTS PENDING (2008)

REV.NO.	DATE	BY	DESCRIPTION
1	2 MAY 23	NMD	TYPE 2E WORKING DRAWINGS (DRAFT)
2	4 MAR 24	NMD	WSDOT PLAN CHECK COMMENT RESPONSE
3	4 JUN 24	NMD	WSDOT PLAN CHECK COMMENT RESPONSE
4	11 JUL 24	NMD	WSDOT PLAN CHECK COMMENT RESPONSE

GRAPHIC SCALE
LINE IS 20 UNITS LONG ON ORIGINAL DRAWING
0 10 20

PROJ. MGR. HKH
DRAWN BY NMD
REVIEWED BY DH

HILFIKER RETAINING WALLS
1902 Hilfiker Lane
Eureka, CA 95503-5711
TOLL-FREE 800.762.8962
PH 707.443.5093 FAX 707.443.2891
WEBSITE www.hilfiker.com E-MAIL info@hilfiker.com

DWG DATE 4 MAY 22
REVISION DATE 11 JUL 24
SCALE NOTED

TYPE 2E WORKING DRAWINGS
WELDED WIRE WALL
I-90 SNOQUALMIE PASS EAST PROJECT
WASHINGTON STATE DEPARTMENT OF TRANSPORTATION
CABIN CREEK, WASHINGTON
DEVELOPED ELEVATION– WALL 3 (CONT)

PROJECT NO. 220301BW
SHEET 36 OF 41

220301BW– I–90 CABIN CREEK

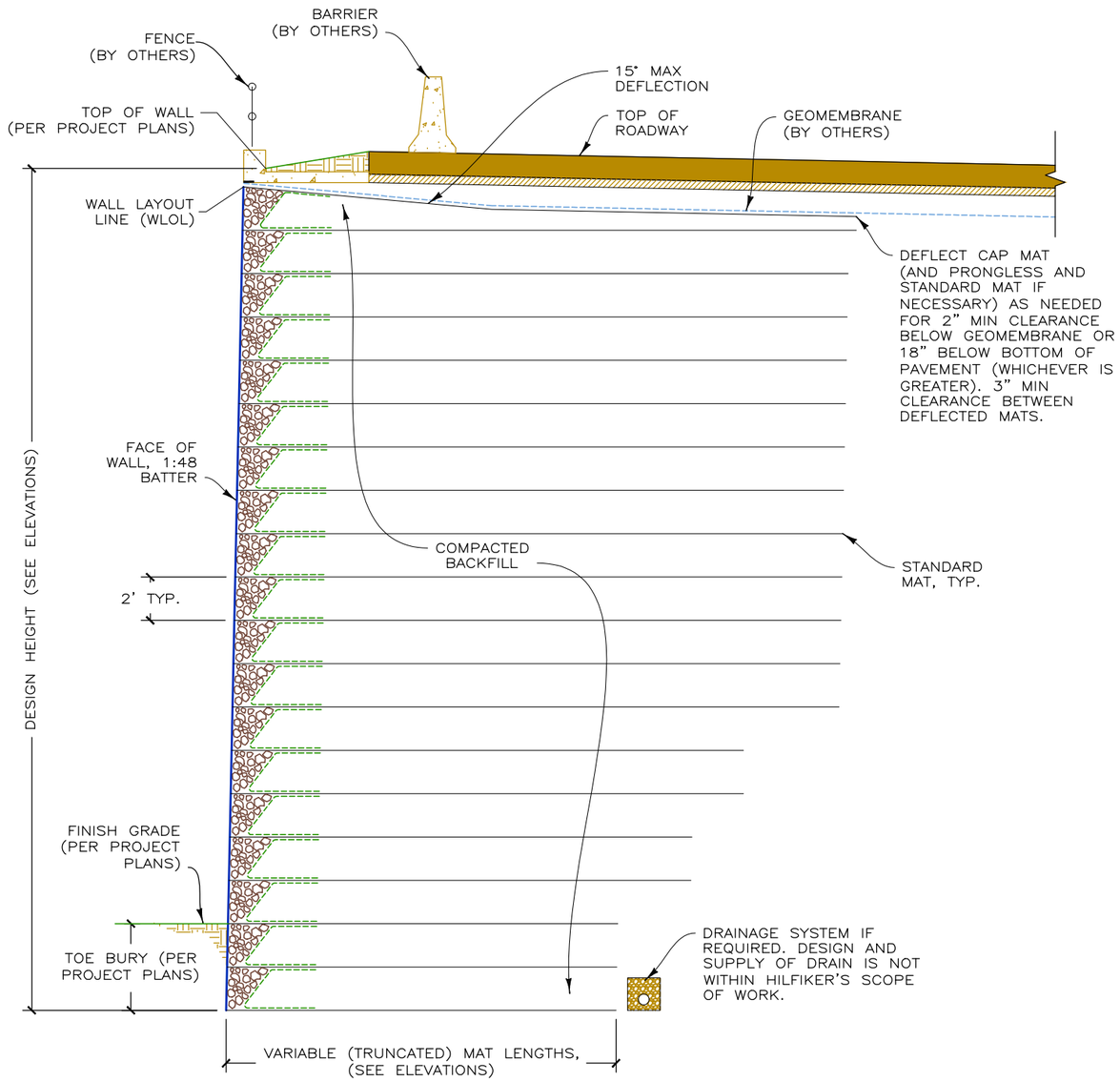

TYPICAL WIRE WALL SECTION AT TRUNCATED BASE

SCALE: 3" = 20'

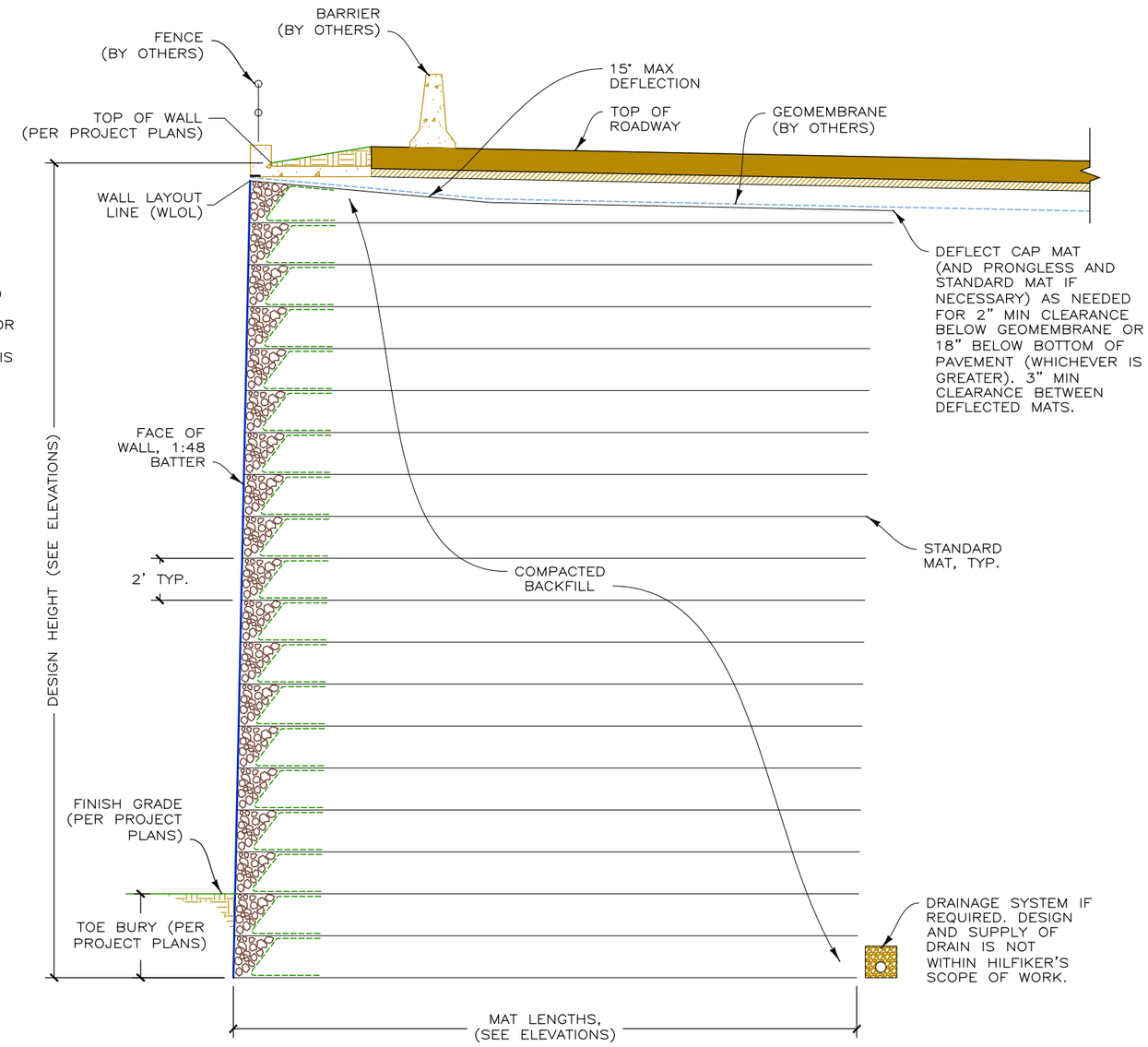

TYPICAL WIRE WALL SECTION

SCALE: 3" = 20'

THIS DRAWING IS FURNISHED SOLELY FOR THE USE OF OR IN CONNECTION WITH THIS PROJECT AND THE PROPRIETARY INFORMATION SHOWN HEREON IS NOT TO BE TRANSMITTED TO ANY OTHER ORGANIZATION WITHOUT SPECIFIC AUTHORIZATION BY THE HILFIKER COMPANY. HILFIKER RETAINING WALLS ARE PROTECTED BY ONE OR MORE OF THE FOLLOWING PATENTS: 243,613; 243,697; 288,616; 4,117,686; 4,329,089; 4,324,508; 4,391,557; 4,505,621; 4,343,318; 4,661,023; 4,856,939; 4,929,125; 5,076,735; 5,647,695; 5,722,799; 5,733,072; 6,357,970B1; 6,874,975B2; 7,033,118B2; AND OTHERS. OTHER PATENTS PENDING (2008)

REV.NO.	DATE	BY	DESCRIPTION
1	2 MAY 23	NMD	TYPE 2E WORKING DRAWINGS (DRAFT)
2	4 MAR 24	NMD	WSDOT PLAN CHECK COMMENT RESPONSE
3	4 JUN 24	NMD	WSDOT PLAN CHECK COMMENT RESPONSE
4	11 JUL 24	NMD	WSDOT PLAN CHECK COMMENT RESPONSE

GRAPHIC SCALE

LINE IS 20 UNITS LONG ON ORIGINAL DRAWING

0 10 20

PROJ. MGR. HKH

DRAWN BY NMD

REVIEWED BY DH

HILFIKER RETAINING WALLS

1902 Hilfiker Lane
Eureka, CA 95503-5711
TOLL-FREE 800.762.8962
PH 707.443.5093 FAX 707.443.2891
WEBSITE www.hilfiker.com E-MAIL info@hilfiker.com

DWG DATE 4 MAY 22

REVISION DATE 11 JUL 24

SCALE NOTED

TYPE 2E WORKING DRAWINGS

WELDED WIRE WALL

I-90 SNOQUALMIE PASS EAST PROJECT

WASHINGTON STATE DEPARTMENT OF TRANSPORTATION

CABIN CREEK, WASHINGTON

TYPICAL SECTIONS

PROJECT NO. 220301BW

SHEET 37 OF 41

220301BW– I-90 CABIN CREEK

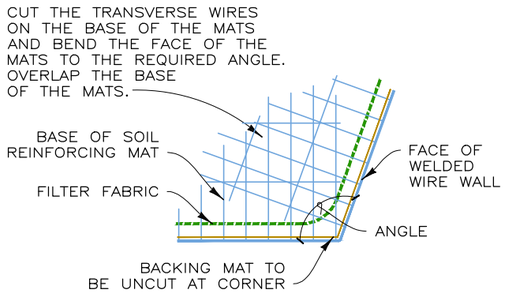

PLAN VIEW

OBTUSE CONVEX ANGLE

NOT TO SCALE

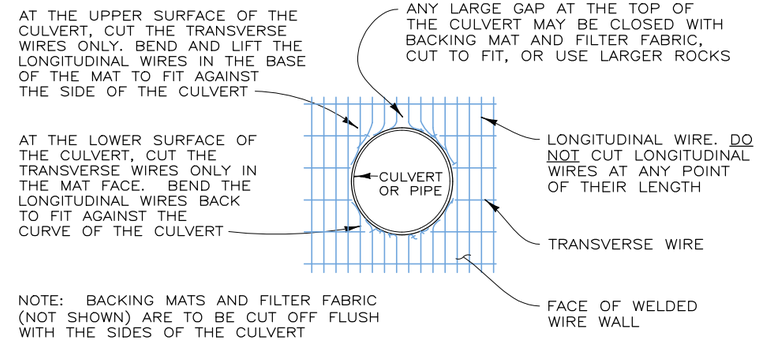

ELEVATION

CULVERT THRU WALL FACE

NOT TO SCALE

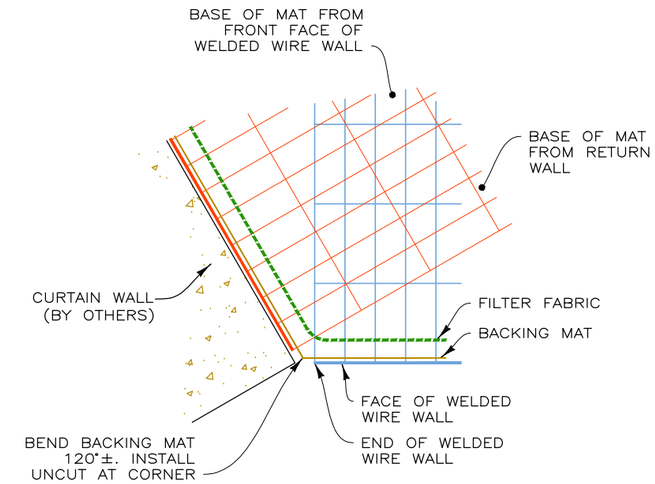

PLAN VIEW

WELDED WIRE WALL END AT CURTAIN WALL

NOT TO SCALE

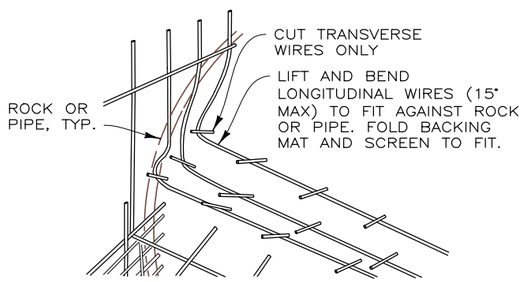

PICTORIAL

FITTING MATS TO OBSTRUCTION

NOT TO SCALE

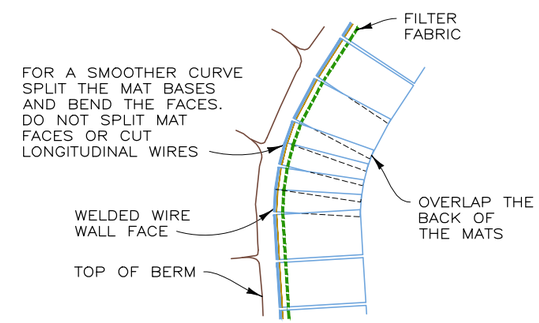

PLAN VIEW

CONVEX CURVE

NOT TO SCALE

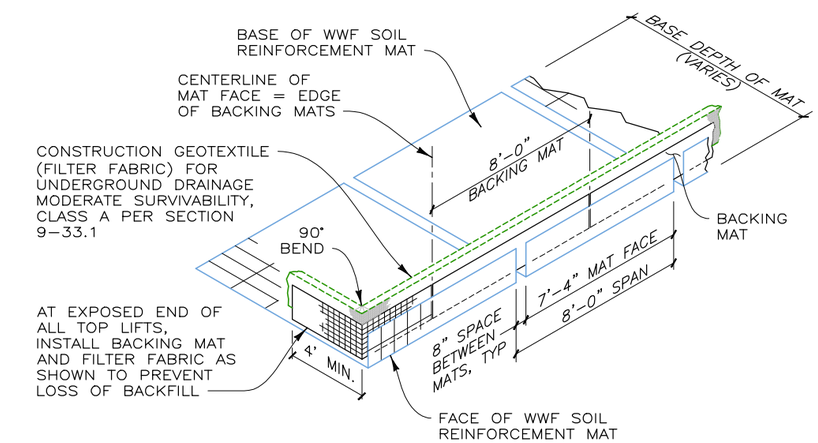

ISOMETRIC VIEW

WELDED WIRE WALL COMPONENTS WITH RETURN MAT

NOT TO SCALE

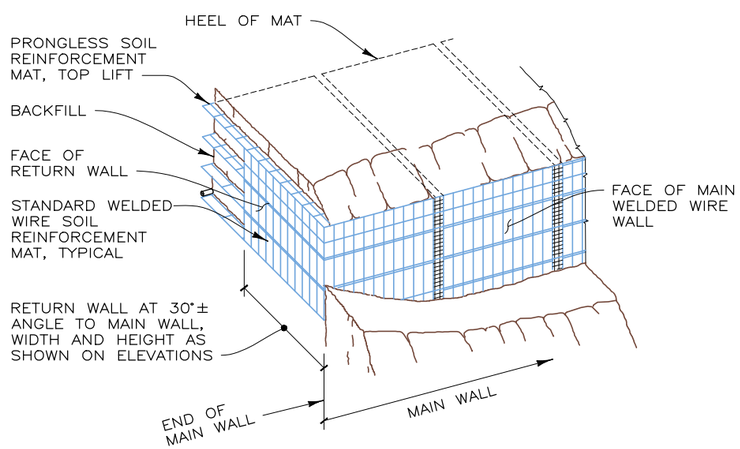

PICTORIAL

RETURN WALL DETAIL

NOT TO SCALE

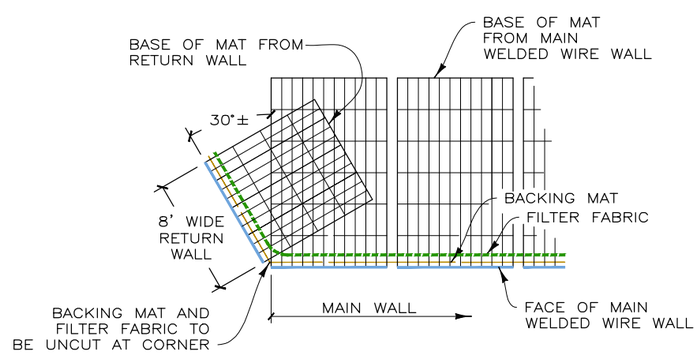

PLAN VIEW

RETURN WALL DETAIL

NOT TO SCALE

220301BW– I-90 CABIN CREEK

THIS DRAWING IS FURNISHED SOLELY FOR THE USE OF OR IN CONNECTION WITH THIS PROJECT AND THE PROPRIETARY INFORMATION SHOWN HEREON IS NOT TO BE TRANSMITTED TO ANY OTHER ORGANIZATION WITHOUT SPECIFIC AUTHORIZATION BY THE HILFIKER COMPANY. HILFIKER RETAINING WALLS ARE PROTECTED BY ONE OR MORE OF THE FOLLOWING PATENTS: 243,613; 243,697; 288,616; 4,117,686; 4,329,089; 4,324,508; 4,391,557; 4,505,621; 4,343,318; 4,661,023; 4,856,939; 4,929,125; 5,076,735; 5,647,695; 5,722,799; 5,733,072; 6,357,970B1; 6,874,975B2; 7,033,118B2; AND OTHERS. OTHER PATENTS PENDING (2008)

REV.NO.	DATE	BY	DESCRIPTION
1	2 MAY 23	NMD	TYPE 2E WORKING DRAWINGS (DRAFT)
2	4 MAR 24	NMD	WSDOT PLAN CHECK COMMENT RESPONSE
3	4 JUN 24	NMD	WSDOT PLAN CHECK COMMENT RESPONSE
4	11 JUL 24	NMD	WSDOT PLAN CHECK COMMENT RESPONSE

GRAPHIC SCALE
LINE IS 20 UNITS LONG ON ORIGINAL DRAWING
0 10 20

PROJ. MGR. HKH
DRAWN BY NMD
REVIEWED BY DH

HILFIKER RETAINING WALLS
1902 Hilfiker Lane
Eureka, CA 95503-5711
TOLL-FREE 800.762.8962
PH 707.443.5093 FAX 707.443.2891
WEBSITE www.hilfiker.com E-MAIL info@hilfiker.com

DWG DATE 4 MAY 22
REVISION DATE 11 JUL 24
SCALE NOTED

TYPE 2E WORKING DRAWINGS
WELDED WIRE WALL
I-90 SNOQUALMIE PASS EAST PROJECT
WASHINGTON STATE DEPARTMENT OF TRANSPORTATION
CABIN CREEK, WASHINGTON
TYPICAL DETAILS

PROJECT NO. 220301BW
SHEET 38 OF 41

STEP 1

PLACE THE FIRST COURSE OF SOIL REINFORCEMENT MATS ON PREPARED FOUNDATION

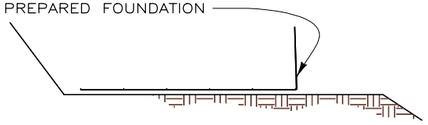

STEP 2

PLACE THE BACKING MAT AGAINST THE INSIDE FACE OF THE SOIL REINFORCEMENT MAT. CLIP THE SECOND–TO–TOP TRANSVERSE WIRE ON THE BACKING MAT TO THE TOP TRANSVERSE WIRE ON THE SOIL REINFORCEMENT MAT.

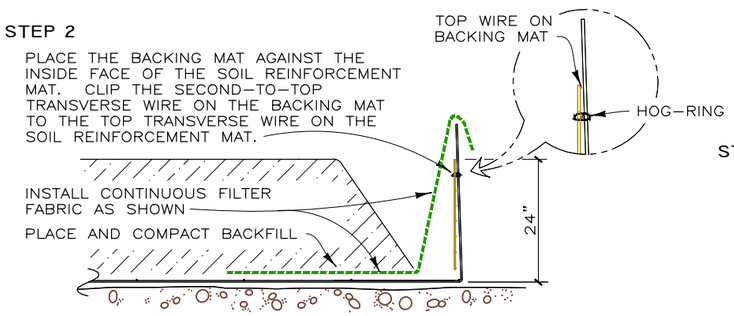

STEP 3

BRING THE FILTER FABRIC OVER THE FRONT AND TOP OF THE BACKFILL AS SHOWN. PLACE THE ROCK IN THE FACE OF THE WALL. LEAVE A VOID AS SHOWN.

PLACE THE SECOND COURSE OF SOIL REINFORCEMENT MATS WITH THE BASE LONGITUDINAL WIRES RESTING ON THE TOP TRANSVERSE WIRE OF THE BACKING MAT BELOW. SLIDE THE SOIL REINFORCEMENT MAT INTO ALIGNMENT.

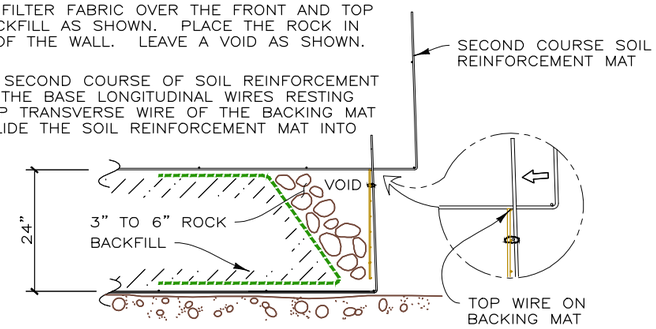

STEP 4

HOOK THE BOTTOM TRANSVERSE WIRE OF THE BACKING MAT OVER THE VERTICAL PRONGS ON THE LOWER MAT. ROTATE THE BACKING MAT TO VERTICAL AND CLIP THE SECOND–TO–TOP TRANSVERSE WIRE ON THE BACKING MAT TO THE TOP WIRE ON THE SOIL REINFORCEMENT MAT.

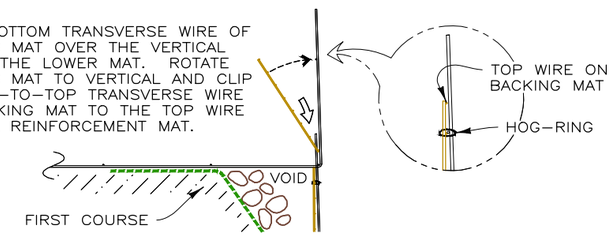

CONSTRUCTION SEQUENCE

NOT TO SCALE

STEP 5

INSTALL THE FILTER FABRIC AS IN STEPS 2 AND 3. PLACE AND COMPACT THE BACKFILL AND ROCK TO THE BASE ELEVATION OF THE NEXT MAT. REPEAT STEPS 2 THROUGH 5 TO THE TOP LIFT.

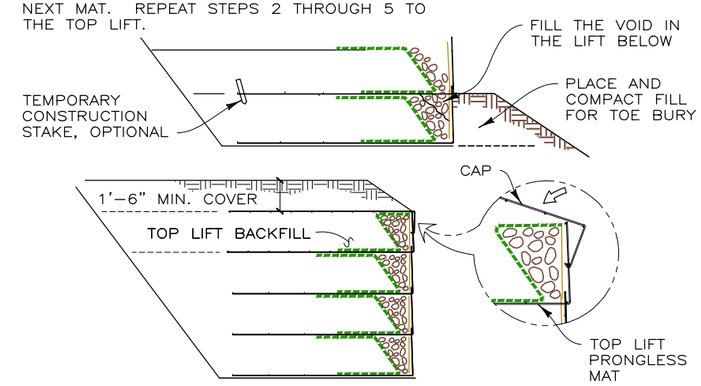

STEP 6: TOP LIFT

PLACE THE TOP LIFT PRONGLESS MAT, BACKING MAT AND FILTER FABRIC. PLACE AND COMPACT BACKFILL AND ROCK IN THE TOP LIFT. FOLD THE TOP TAIL OF THE FILTER FABRIC OVER THE ROCK IN THE FACE TO PREVENT FINES FROM MIGRATING. HOOK THE CAP OVER THE MIDDLE TRANSVERSE WIRE ON THE PRONGLESS MAT, AND ROTATE INTO PLACE. PLACE AND COMPACT COVER OVER TOP MAT TO 1'–6" MINIMUM DEPTH.

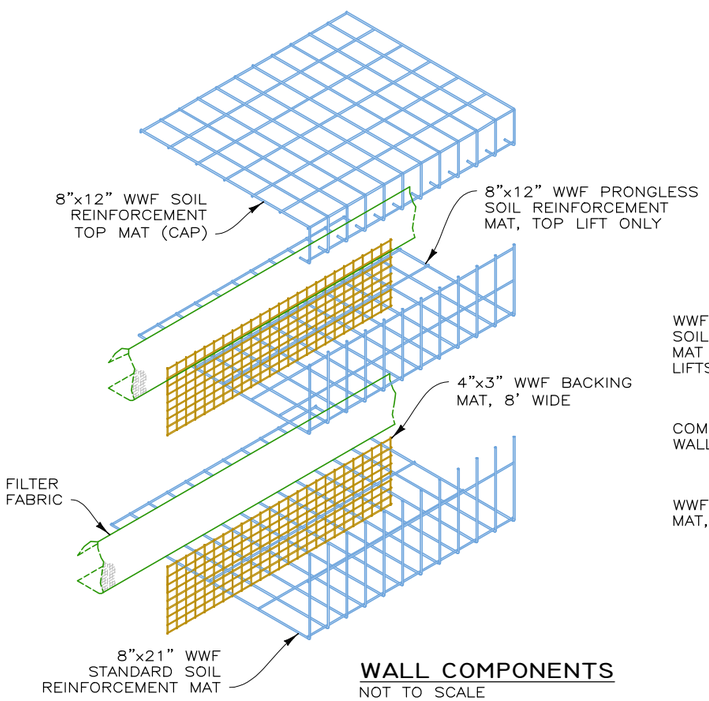

WALL COMPONENTS

NOT TO SCALE

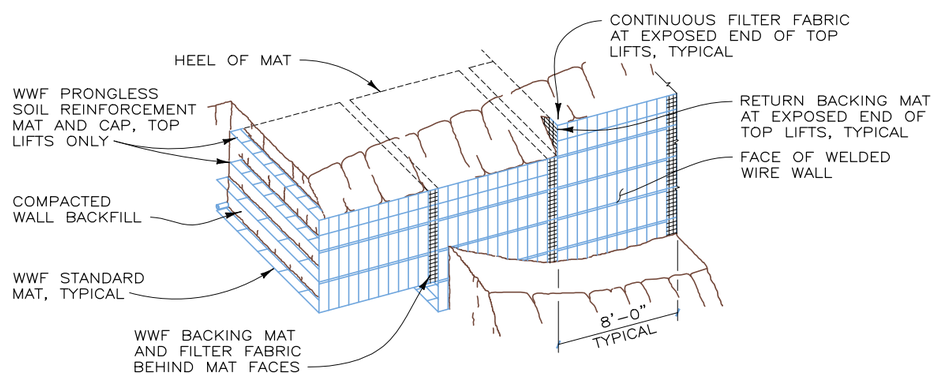

PICTORIAL ELEVATION

NOT TO SCALE

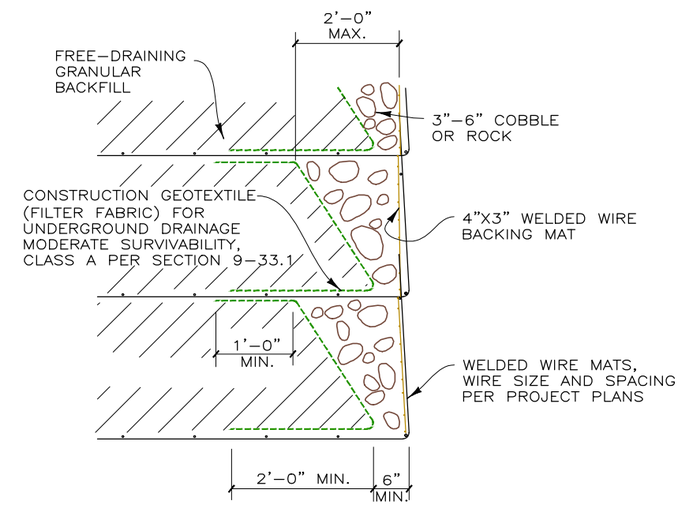

SECTION

ROCK FACING DETAIL

NOT TO SCALE

THIS DRAWING IS FURNISHED SOLELY FOR THE USE OF OR IN CONNECTION WITH THIS PROJECT AND THE PROPRIETARY INFORMATION SHOWN HEREON IS NOT TO BE TRANSMITTED TO ANY OTHER ORGANIZATION WITHOUT SPECIFIC AUTHORIZATION BY THE HILFIKER COMPANY. HILFIKER RETAINING WALLS ARE PROTECTED BY ONE OR MORE OF THE FOLLOWING PATENTS: 243,613; 243,697; 288,616; 4,117,686; 4,329,089; 4,324,508; 4,391,557; 4,505,621; 4,343,318; 4,661,023; 4,856,939; 4,929,125; 5,076,735; 5,647,695; 5,722,799; 5,733,072; 6,357,970B1; 6,874,975B2; 7,033,118B2; AND OTHERS. OTHER PATENTS PENDING (2008)

REV.NO.	DATE	BY	DESCRIPTION
1	2 MAY 23	NMD	TYPE 2E WORKING DRAWINGS (DRAFT)
2	4 MAR 24	NMD	WSDOT PLAN CHECK COMMENT RESPONSE
3	4 JUN 24	NMD	WSDOT PLAN CHECK COMMENT RESPONSE
4	11 JUL 24	NMD	WSDOT PLAN CHECK COMMENT RESPONSE

GRAPHIC SCALE

LINE IS 20 UNITS LONG ON ORIGINAL DRAWING

0 10 20

PROJ. MGR. HKH

DRAWN BY NMD

REVIEWED BY DH

HILFIKER RETAINING WALLS

1902 Hilfiker Lane
Eureka, CA 95503-5711
TOLL-FREE 800.762.8962
PH 707.443.5093 FAX 707.443.2891
WEBSITE www.hilfiker.com E-MAIL info@hilfiker.com

DWG DATE 4 MAY 22

REVISION DATE 11 JUL 24

SCALE NOTED

TYPE 2E WORKING DRAWINGS

WELDED WIRE WALL

I-90 SNOQUALMIE PASS EAST PROJECT

WASHINGTON STATE DEPARTMENT OF TRANSPORTATION

CABIN CREEK, WASHINGTON

CONSTRUCTION SEQUENCE & DETAILS

PROJECT NO. 220301BW

SHEET 39 OF 41

220301BW– I-90 CABIN CREEK

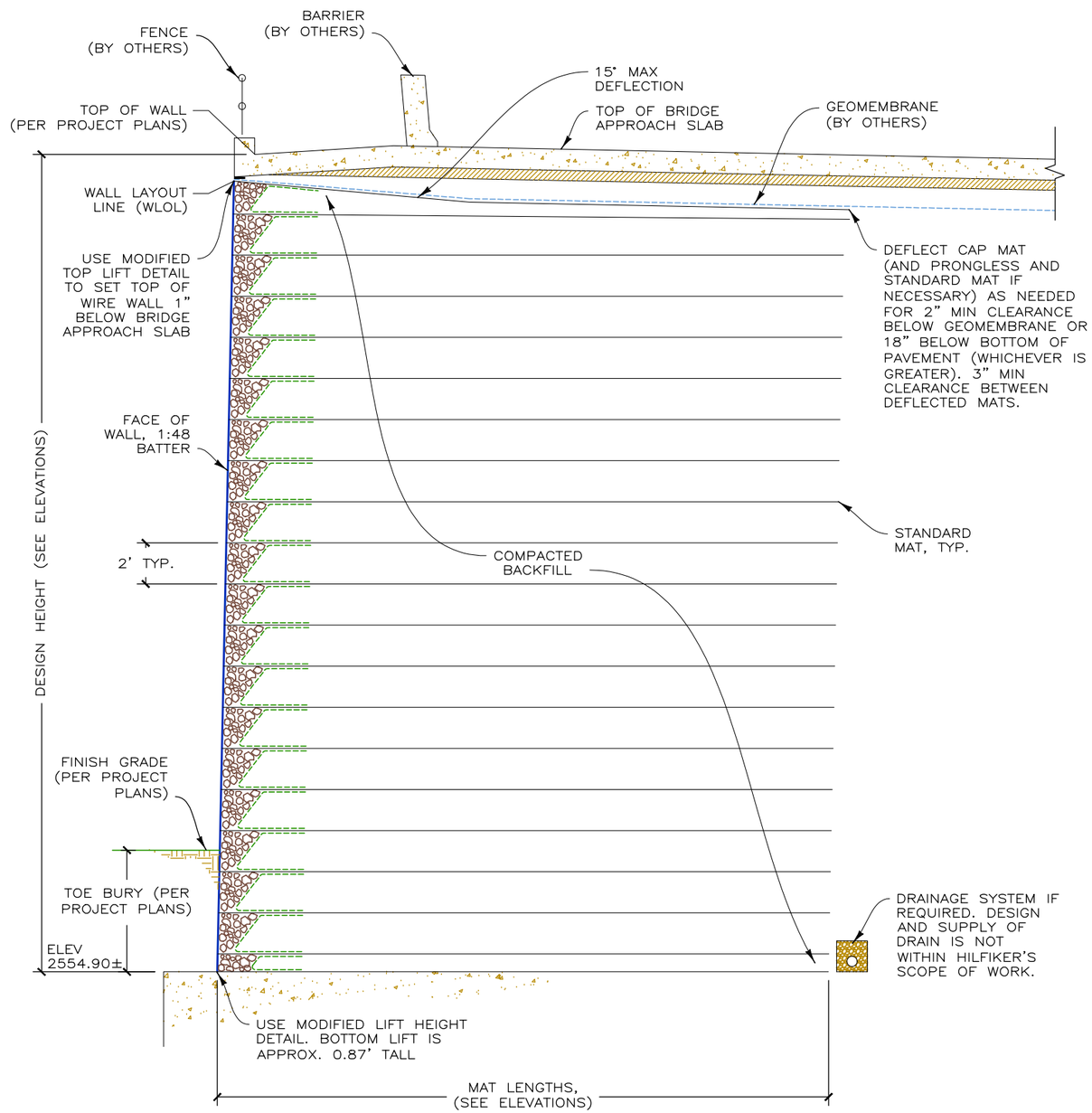

WIRE WALL SECTION AT BRIDGE APPROACH SLAB

SCALE: 3" = 20'

STEP 1

PLACE STANDARD MAT PER PROJECT PLANS. TRIM TRANSVERSE WIRES OF MAT TO FIT NEXT TO APPURTENANCE. DO NOT CUT THE LONGITUDINAL WIRES.

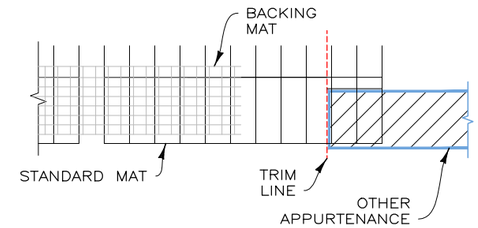

STEP 2

PLACE THE TRIMMED MAT ON TOP OF APPURTENANCE. FIELD TRIM THE TOP FACE OF THE TRIMMED MAT AS NEEDED TO PROVIDE A CONTINUOUS LEVEL FOR INSTALLATION OF THE NEXT LIFT OF MATS.

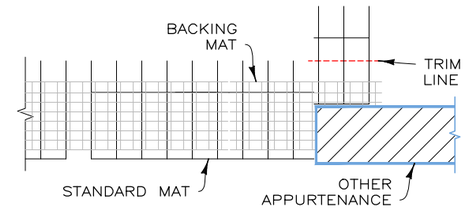

STEP 3

PLACE THE BACKING MAT AND TRIM TO FIT AROUND APPURTENANCE.

MODIFIED LIFT HEIGHT DETAIL

NOT TO SCALE

STEP 1

PLACE PRONGLESS MAT PER PROJECT PLANS. TRIM WIRES OF PRONGLESS MAT TO BE 1" BELOW BOTTOM OF BRIDGE APPROACH SLAB AT TOP OF WALL.

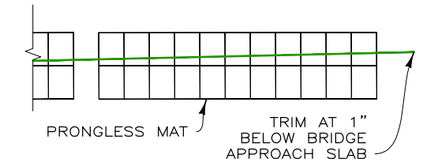

STEP 2

PLACE THE BACKING MAT (BIG SQUARE DOWN) AT FINISH GRADE AND TRIM BOTTOM OF BACKING MAT TO NOT INTERFERE WITH PRONGLESS MAT. (DO NOT TRIM TOP OF BACKING MAT ITS USED TO HOLD HEIGHT OF CAP MAT).

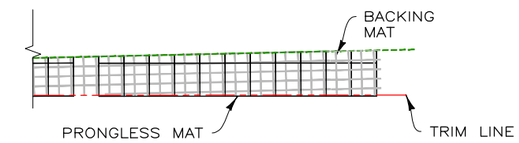

STEP 3

INSTALL FILTER FABRIC AND TRIM TO HEIGHT. INSTALL CAP MAT.

MODIFIED TOP LIFT (1'-2' HEIGHT) DETAIL

NOT TO SCALE

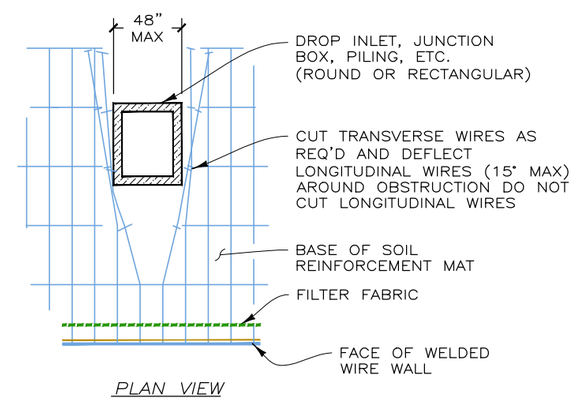

MAT PENETRATION DETAIL

NOT TO SCALE

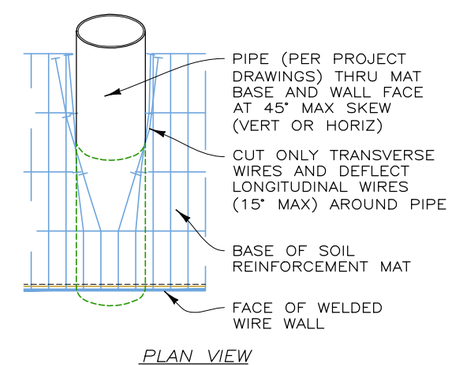

ANGLED PIPE PENETRATION

NOT TO SCALE

220301BW— I-90 CABIN CREEK

THIS DRAWING IS FURNISHED SOLELY FOR THE USE OF OR IN CONNECTION WITH THIS PROJECT AND THE PROPRIETARY INFORMATION SHOWN HEREON IS NOT TO BE TRANSMITTED TO ANY OTHER ORGANIZATION WITHOUT SPECIFIC AUTHORIZATION BY THE HILFIKER COMPANY. HILFIKER RETAINING WALLS ARE PROTECTED BY ONE OR MORE OF THE FOLLOWING PATENTS: 243,613; 243,697; 288,616; 4,117,686; 4,329,089; 4,324,508; 4,391,557; 4,505,621; 4,343,318; 4,661,023; 4,856,939; 4,929,125; 5,076,735; 5,647,695; 5,722,799; 5,733,072; 6,357,970B1; 6,874,975B2; 7,033,118B2; AND OTHERS. OTHER PATENTS PENDING (2008)

REV.NO.	DATE	BY	DESCRIPTION
1	2 MAY 23	NMD	TYPE 2E WORKING DRAWINGS (DRAFT)
2	4 MAR 24	NMD	WSDOT PLAN CHECK COMMENT RESPONSE
3	4 JUN 24	NMD	WSDOT PLAN CHECK COMMENT RESPONSE
4	11 JUL 24	NMD	WSDOT PLAN CHECK COMMENT RESPONSE

GRAPHIC SCALE

LINE IS 20 UNITS LONG ON ORIGINAL DRAWING

0 10 20

PROJ. MGR. HKH

DRAWN BY NMD

REVIEWED BY DH

HILFIKER RETAINING WALLS

1902 Hilfiker Lane
Eureka, CA 95503-5711
TOLL-FREE 800.762.8962
PH 707.443.5093 FAX 707.443.2891
WEBSITE www.hilfiker.com E-MAIL info@hilfiker.com

DWG DATE 4 MAY 22

REVISION DATE 11 JUL 24

SCALE NOTED

TYPE 2E WORKING DRAWINGS

WELDED WIRE WALL

I-90 SNOQUALMIE PASS EAST PROJECT

WASHINGTON STATE DEPARTMENT OF TRANSPORTATION
CABIN CREEK, WASHINGTON

SECTION & DETAILS

PROJECT NO. 220301BW

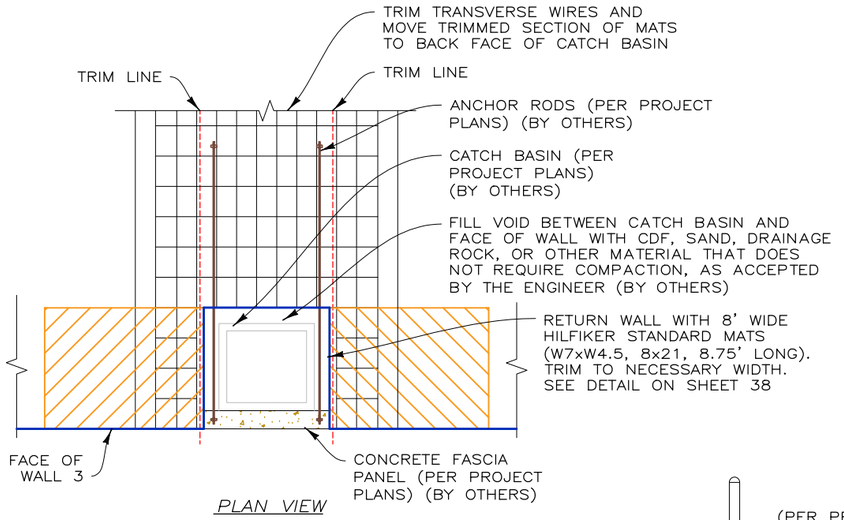

PLAN VIEW

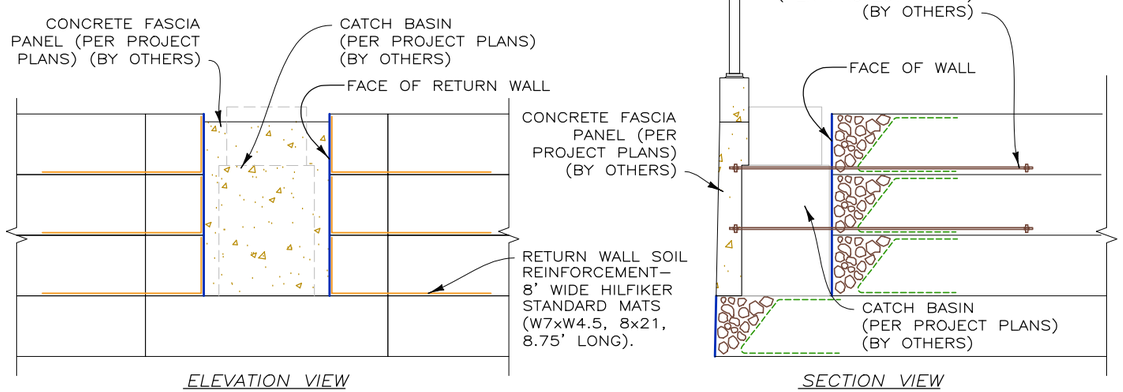

ELEVATION VIEW

SECTION VIEW

CATCH BASIN BLOCKOUT

NOT TO SCALE

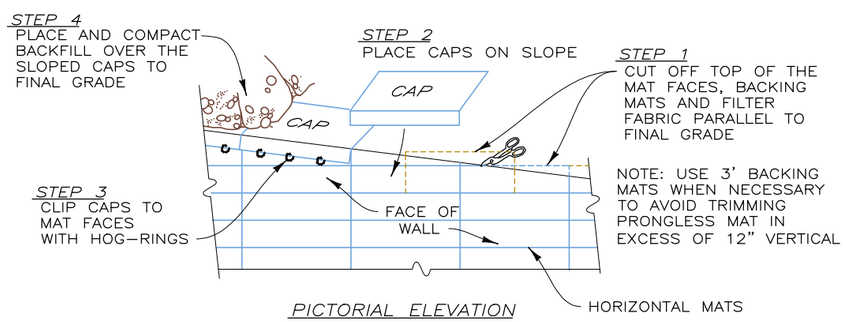

PICTORIAL ELEVATION

SLOPED CAP MAT DETAIL

NOT TO SCALE

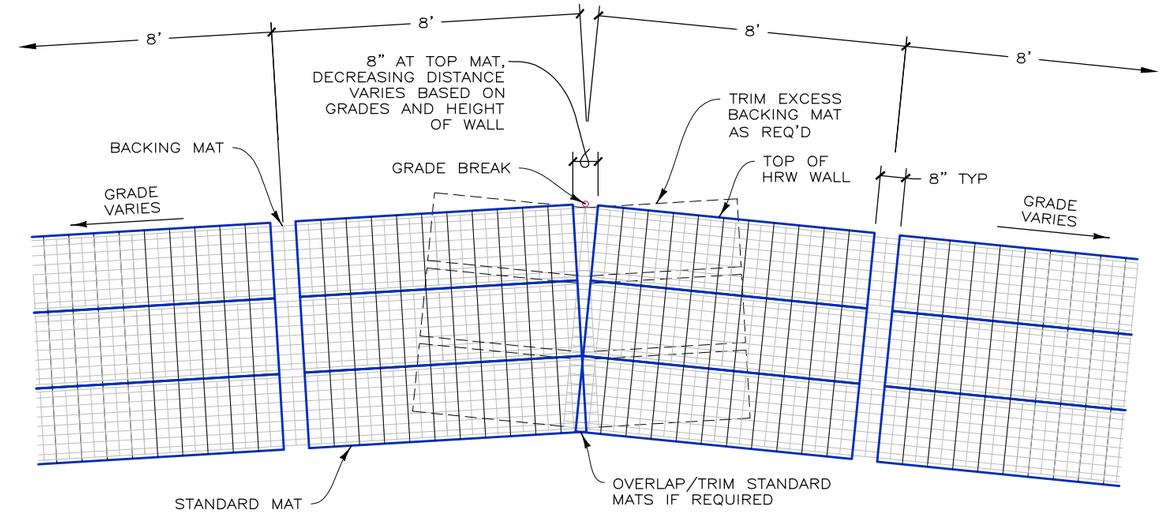

GRADE BREAK (TOP OF WALL)

NOT TO SCALE

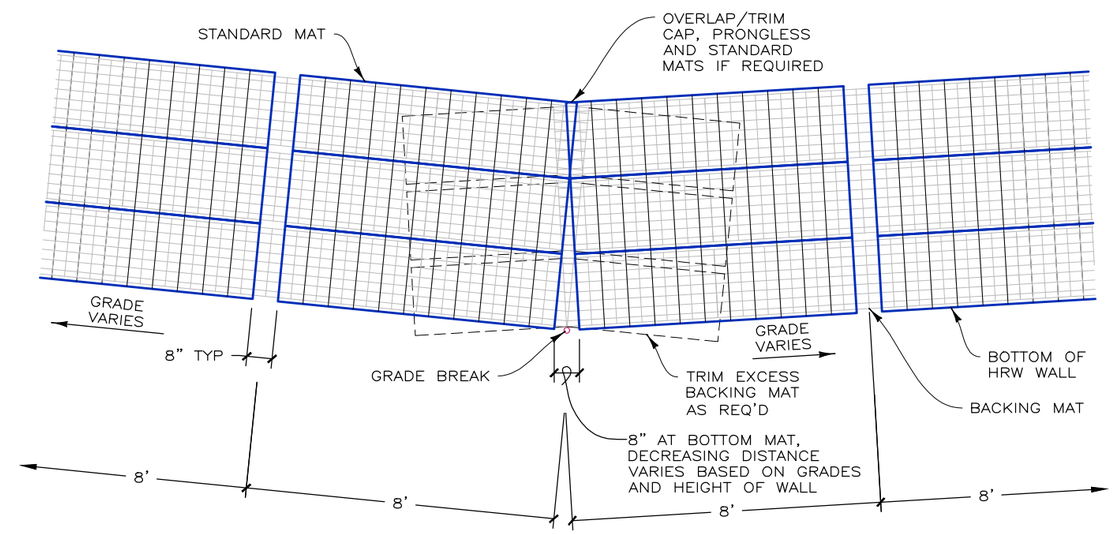

GRADE BREAK (BOTTOM OF WALL)

NOT TO SCALE

THIS DRAWING IS FURNISHED SOLELY FOR THE USE OF OR IN CONNECTION WITH THIS PROJECT AND THE PROPRIETARY INFORMATION SHOWN HEREON IS NOT TO BE TRANSMITTED TO ANY OTHER ORGANIZATION WITHOUT SPECIFIC AUTHORIZATION BY THE HILFIKER COMPANY. HILFIKER RETAINING WALLS ARE PROTECTED BY ONE OR MORE OF THE FOLLOWING PATENTS: 243,613; 243,697; 288,616; 4,117,686; 4,329,089; 4,324,508; 4,391,557; 4,505,621; 4,343,318; 4,661,023; 4,856,939; 4,929,125; 5,076,735; 5,647,695; 5,722,799; 5,733,072; 6,357,970B1; 6,874,975B2; 7,033,118B2; AND OTHERS. OTHER PATENTS PENDING (2008)

REV.NO.	DATE	BY	DESCRIPTION
1	2 MAY 23	NMD	TYPE 2E WORKING DRAWINGS (DRAFT)
2	4 MAR 24	NMD	WSDOT PLAN CHECK COMMENT RESPONSE
3	4 JUN 24	NMD	WSDOT PLAN CHECK COMMENT RESPONSE
4	11 JUL 24	NMD	WSDOT PLAN CHECK COMMENT RESPONSE

GRAPHIC SCALE

LINE IS 20 UNITS LONG ON ORIGINAL DRAWING

0 10 20

PROJ. MGR. HKH

DRAWN BY NMD

REVIEWED BY DH

HILFIKER RETAINING WALLS

1902 Hilfiker Lane
Eureka, CA 95503-5711
TOLL-FREE 800.762.8962
PH 707.443.5093 FAX 707.443.2891
WEBSITE www.hilfiker.com E-MAIL info@hilfiker.com

DWG DATE 4 MAY 22

REVISION DATE 11 JUL 24

SCALE NOTED

TYPE 2E WORKING DRAWINGS

WELDED WIRE WALL

I-90 SNOQUALMIE PASS EAST PROJECT

WASHINGTON STATE DEPARTMENT OF TRANSPORTATION
CABIN CREEK, WASHINGTON

DETAILS

PROJECT NO. 220301BW

SHEET 41 OF 41

220301BW— I-90 CABIN CREEK